FY 2027 ADOPTED BUDGET

ENNIS
TEXAS

www.ennistx.gov

Table of Contents

Table of Contents 2
Proposed Annual Operating Budget 6
Notice of Meeting to Vote on Tax Rate 7
City of Ennis – Organizational Chart 10
City Manager Budget Message 11
General Fund 16
Consolidated Fund Summary 20
Budgeted Revenue 20
Administration Department 22
Information Technology Division 24
City Secretary 26
Community Health & Development Department 28
Community Health Division 29
Community Development Division 31
Ennis Economic Development Corporation 33
Downtown Development Department 35
Tourism Division 36
Finance Department 37
Fire Department 39
Human Resources Department 41
Library Department 43
Municipal Court Department 45
Park and Recreation Department 47
Police Department 49
Emergency Management Division 51
Fleet Services Division 53
Railroad Museum Department 55
Streets Department 57
Transportation Services Department 59
Non-Departmental 61
Enterprise Funds 62
Airport Fund 63
Airport Division 64
Sanitation Fund 65
Sanitation Department 66
Sanitation Non-Departmental 68
Utility Fund 69

Public Works Department....71

Utility Billing Department....73
Utility Operations Department....75
Distribution and Collection Department....77
Wastewater Department....78
Water Department....80
Utility Fund Non-Departmental....82
Water and Sewer Capital Improvement Projects....83
Special Revenue Funds....85
CCPD Fund....86
Court Security Fund....87
Court Technology Fund....88
Economic Development Fund....89
Fire Donation Fund....90
Hollow PID Fund....91
LEOSE Fund....92
Library Donation Fund....93
Museum Donation Fund....94
Parks Donation Fund....95
Police Donation Fund....96
Police Forfeiture Fund....97
Prairie View PID Fund....98
QIPP Fund....99
Street Reconstruction Fund....100
Summer Creek PID Fund....101
Tax Increment Reinvestment Zone #1 Fund....102
Tax Increment Reinvestment Zone #2 Fund....103
Tax Increment Reinvestment Zone #3 Fund....104
Tourism Fund....105
Debt Service Funds....106
General Debt Service Fund....107
Utility Debt Service Fund....108
Internal Service Funds....109
Fleet Replacement Fund....110
Self-Insurance Fund....111
Ccapital Projects Funds....112
General Capital Projects Fund....113
Utility Capital Projects Fund....114
Economic Development Corporation....115
Glossary of Terms & Acronyms....117

City of Ennis Proposed Budget for the Fiscal Year October 1, 2026 – September 30, 2027

Notice of Public Hearing

The City of Ennis City Commission will conduct a Public Hearing for the Fiscal Year 2027 Budget for the City of Ennis and the Economic Development Corporation at 6:00 PM on September 8th, 2026, at City Hall, 107 N. Sherman St., Ennis, TX, 75119

THIS BUDGET WILL RAISE MORE TOTAL PROPERTY TAXES THAN LAST YEAR'S BUDGET BY $249,414 OR 1.03% AND OF THAT AMOUNT $586,295 IS TAX REVENUE TO BE RAISED FROM NEW PROPERTY ADDED TO THE TAX ROLL THIS YEAR.

The members of the governing body voted on the budget as follows:

FOR: Mayor Pro Tem David Espedal, Commissioner Cathy Falkenbach, Commissioner Bruce Jones, Commissioner Scott Hejny, Commissioner Doris Polk, Commissioner Eric Pierce

AGAINST: N/A

PRESENT: and not voting: N/A

ABSENT: Mayor Lynda Isbell

Tax Rate	FY 2027 Proposed	FY 2026 Adopted
Property Tax Rate	$0.668238	$0.680708
No-New Revenue Rate	$0.669182	$0.638865
No-New Revenue Rate M&O	$0.428187	$0.432908
Voter Approval Rate	$0.668238	$0.680708
Debt Rate	$0.240995	$0.247800
Total Amount of Municipal Debt Obligations	$127,322,375	$134,773,768

.

Description	FY 2027 Proposed	FY 2026 Adopted
Public Notices Required by law	$20,000	$20,000
Lobbying Services	$0	$0

GOVERNMENT FINANCE OFFICERS ASSOCIATION

Distinguished Budget Presentation Award

PRESENTED TO

City of Ennis
Texas

For the Fiscal Year Beginning

October 01, 2025

Christopher P. Morrill

Executive Director

PROPOSED ANNUAL OPERATING BUDGET

Ennis, Texas
Fiscal Year

October 1, 2026 through September 30, 2027

Mayor

Lynda Isbell

Mayor Pro Tem

David Espedal

Commission Members

Ward 1 Cathy Falkenbach
Ward 2 Bruce Jones
Ward 3 Scott Hejny
Ward 4 Doris Polk
Ward 5 Eric Pierce

City Manager

Andrea Weckmueller-Behringer

Budget Prepared By:

Finance Department

NOTICE OF MEETING TO VOTE ON TAX RATE

A tax rate of $0.668238 per $100 valuation has been proposed by the governing body of Ennis City.

PROPOSED TAX RATE	$0.668238 per $100
NO-NEW-REVENUE TAX RATE	$0.669182 per $100
VOTER-APPROVAL TAX RATE	$0.668238 per $100

The no-new-revenue tax rate is the tax rate for the 2026 tax year that will raise the same amount of property tax revenue for Ennis City from the same properties in both the 2025 tax year and the 2026 tax year.

The voter-approval rate is the highest tax rate that Ennis City may adopt without holding an election to seek voter approval of the rate.

The proposed tax rate is also not greater than the voter-approval tax rate. As a result, the City of Ennis is not required to hold an election to seek voter approval of the rate. However, you may express your support for or opposition to the proposed tax rate by contacting the members of the City Commission of the City of Ennis at their offices or by attending the public meeting mentioned above.

YOUR TAXES OWED UNDER ANY OF THE RATES MENTIONED ABOVE CAN BE CALCULATED AS FOLLOWS:

Property tax amount= (tax rate) x (taxable value of your property)/100

FOR the proposal:

AGAINST the proposal:

Visit Texas.gov/PropertyTaxes to find a link to your local property tax database on which you can easily access information regarding your property taxes, including information about proposed tax rates and scheduled public hearings of each entity that taxes your property.

The 86th Texas Legislature modified the manner in which the voter-approval tax rate is calculated to limit the rate of growth of property taxes in the state.

The following table compares the taxes imposed on the average residence homestead by Ennis City last year to the taxes proposed to be imposed on the average residence homestead by Ennis City this year.

	2025	2026	Change
Total tax rate (per $100 of value)	$0.680708	$0.668238	Decrease of 0.01247 per $100
Average homestead taxable value	$257,009	$227,685	Decrease of 11.41%
Tax on average homestead	$1,749.48	$1,521.48	Decrease of $228.00, or 13.03%
Total tax levy on all properties	$20,371,940	$19,246,474	Decrease of $1,125,465.94, or 5.5%

For assistance with tax calculations, please contact the tax assessor for Ellis County at (972) 825-5150 or taxoffice@elliscountytx.gov, or visit https://ellistaxoffice.com for more information.

(This page intentionally left blank)

The bluebonnet spirit of Texas

City of Ennis – Organizational Chart

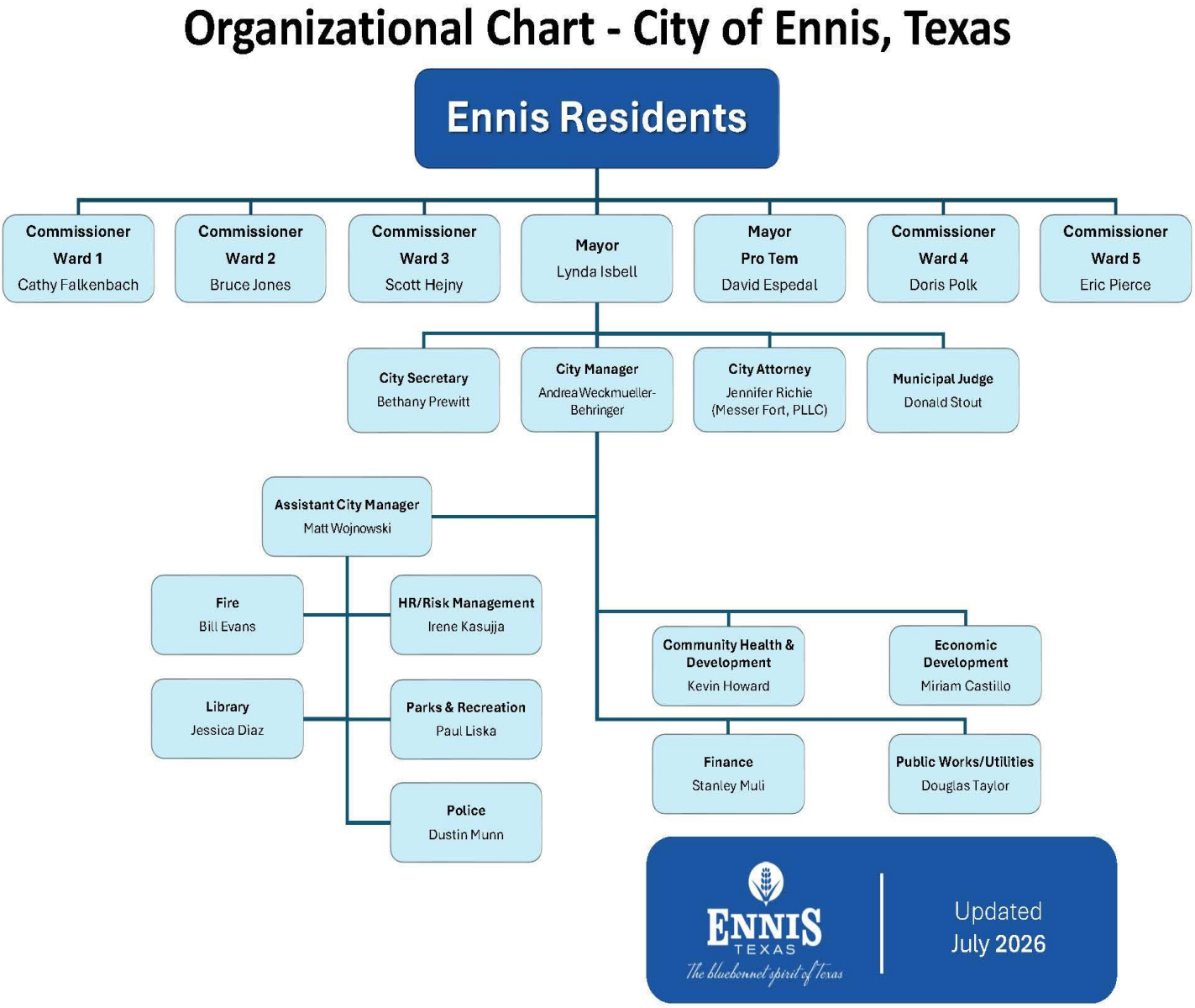

City Manager Budget Message

Honorable Mayor and City Commissioners, Residents of the City of Ennis, and City staff,

I am delighted to present to you the Fiscal Year 2026-2027 Budget for our community – set for adoption by the City Commission on September 8, 2026. It is a document reflecting our shared commitment to vital city services, government transparency, and long-term stewardship of public resources entrusted to our care.

In accordance with the Texas Local Government Code and the City of Ennis Charter, this budget covers the period of October 1, 2026, through September 30, 2027, and has been prepared collectively through months of thoughtful planning and meaningful collaboration across all levels of our organization. The resulting budget is both financially balanced and fully compliant with all notice, posting, and public hearing requirements.

- I would like to specifically recognize the **City Commission**, as their careful guidance and active participation were central to this process. Through multiple workshops and active deliberation, our Commission members provided direction and helped ensure that this budget truly reflects our values and priorities. Their engagement was rooted in mindful governance and the trust our community has placed in their elected City Commission.
- Furthermore, this work would not have been possible without the dedicated engagement of our **City Departments**, whose leadership team and frontline employees contributed detailed forecasts, operational insights, and innovative solutions. Their early and continued involvement ensured our financial plan is grounded in realistic and sustainable service expectations and fully aligned with the strategic needs of the community.

Throughout this truly collaborative effort, we have placed significant emphasis on creating a budget that is not just a financial blueprint for our community but also an easy-to-understand public resource. The included charts, narratives, and departmental summaries make this complex budget information more accessible, while strategic key performance indicators showcase the City's accomplishments. Our goal is simple: every resident understands where their tax dollars go and why these investments matter.

As you know from years past, the City Charter requires that the City Manager prepare and submit to the City Commission an annual budget with appropriations for each respective department and service area under the City's jurisdiction. Preparations for the annual budget began in early spring of 2026, and departments again utilized the OpenGov platform and its budgeting tool to develop the recommended operating budget appropriations for their respective areas of responsibility.

The City's 2023 - 2028 Strategic Plan was again the overarching framework directing the Fiscal Year 2026-2027 Budget, providing the guiding principles and strategic priorities adopted by the City Commission in May 2023. In addition, an Economic Outlook with **nationwide and global market indicators** as well as **specific local highlights** for the City's budget were presented as part of the City Commission Workshop on June 9, 2026.

Each year City staff prepare revenue projections based on historical sales tax trends and a series of property valuation estimates obtained from Ellis County Appraisal District throughout the budgeting process. In addition to the potential constraints laid out in the market indicators for the Fiscal Year 2026-2027 Budget, an additional challenge presented itself when the City, as in years prior, received a lower certified valuation compared to the preliminary property tax values on which the draft budget was built.

- When certified valuations were shared by the Ellis County Appraisal District on July 24, 2026, and the final Truth-in-Taxation worksheet was provided by the Ellis County Tax Office on August 3, 2026, the overall property tax levy was significantly reduced from earlier months' figures; however, staff's meticulous budget preparation had foreseen this possibility and thus avoided any impact to critical operations.
- Nonetheless, the City was still grappling with the substantial impact of the recently increased exemption threshold for business equipment, machinery, and inventory, put in motion during the 89th State Legislature as House Bill 9 and enacted through Proposition 9 during the November 2025 General Election. This new law resulted in a more than $46 million reduction of the taxable valuation for the City of Ennis.

Despite this strain on the City's recurring revenue source, the City of Ennis was in the fortunate situation to not have to increase property taxes, allowing for a modest decrease; the new property tax rate translates to savings of $228.00 per year for a median-valued homestead ($227,685), while the overall number of housing units in the City of Ennis has steadily increased since 2020.

Tax Rate	**FY 2027 Proposed**	**FY 2026 Adopted**
Maintenance & Operations (M&O) Rate	$0.427243	$0.432908
Interest & Sinking Fund (I&S) Rate	$0.240995	$0.247800
Total Property Tax Rate	**$0.668238**	**$0.680708**

With the critical operating budget firmly in place and through operational savings due to increased efficacy and innovative approaches, the City was also able to implement select equipment and software purchases as well as additional staff positions aimed at improving the City's operational capacity for the FY 2026-2027 Budget year:

- Administration - Information Technology Division
  - Cybersecurity enhancement
- Community Health and Development
  - Partitioned Workstations
- Human Resources
  - UKG Software
- Library
  - HVAC upgrade
- Police
  - Communications Center Chairs
- Police - Emergency Management Division
  - Drone Streaming software
  - Radio
- Streets
  - Sander Package
  - Woodchipper
- Water Distribution & Wastewater Collection
  - Crane Truck
- Tourism
  - Bluebonnet Trails Festival Support (75th Anniversary)
  - Hotel Occupancy Grant Program

- Staffing
  - Finance - One (1) Finance Generalist
  - Fire - One (1) Inspector Full-Time
  - Fire - Three (3) Additional Firefighters
  - Police - Two (2) Detention Officers
  - Police - Four (4) Police Officers
  - EDC - Marketing & Event Coordinator (part-time to full-time conversion)
  - Water Treatment Plant - One (1) Water Operator
  - Water Distribution & Wastewater Collection - Four (4) Crew Members

Here, it is important to note these approved additions to the operating budget represent only 36% of all decision packages diligently prepared by Department Directors to improve and enhance their service areas. I most sincerely appreciate their willingness to review and evaluate their departmental needs within the larger context of the entire community.

While acknowledging the General Fund and the Utility Fund constitute the largest expenses with $32.5 million and $16.7 million, respectively, the Fiscal Year 2026-2027 Budget table shown below provides a fund-level overview for ALL City funds for the upcoming year, budgeting expenditures in the amount of $75.0 million.

Fund Numbers and Fund Descriptions	Expenses
001 - General Fund	$32,524,952
002 - Quality Incentive Payment Program (QIPP)	$1,225,000
005 - Debt Service	$9,534,072
101 - Ennis Economic Development Corporation (EDC)	$3,161,632
111 - Crime Control and Prevention District (CCPD)	$1,210,824
151 - Tax increment Reinvestment Zone (TIRZ) #1	$2,000
152 - Tax Increment Reinvestment Zone (TIRZ) #2	$102,000
153 - Tax Increment Reinvestment Zone (TIRZ) #3	$2,000
165 - Health Self-Insurance	$5,213,500
170 - Fleet Replacement	$1,320,000
214 - Hotel/Motel Tourism	$457,898
225 - Law Enforcement Officer Standards and Education (LEOSE)	$13,000
235 - Police Forfeiture	$22,500
258 - Court Technology	$0
259 - Court Security	$0
302 - Water and Sewer Utility	$16,776,757
312 - Airport	$189,357
342 – Water & Sewer Capital	2,775,510
357 - Sanitation	$1,751,263
401 - Street Reconstruction	$1,500,000
404 – General Capital	4,880,000
520 - Museum Donation Fund	$1,000
554 - Library Donation Fund	$110,000
564 - Police Donation Fund	$5,000
566 - Fire Donation Fund	$14,400
Total FY 2026 Budget Expenses	**$82,792,664**

As always, this budget is more than just numbers on a page; it is a true reflection of our community's aspirations. While the City continues to experience substantial growth, much like other cities within the North Central Texas region, the Fiscal Year 2026-2027 Budget underwrites the essential services protecting our residents, supporting our infrastructure, empowering community development, and enhancing quality of life. It also serves to strengthen our position in the face of ongoing economic uncertainty while investing in the projects and people that continue to move our City forward.

I would like to express my sincerest appreciation for everyone who contributed to this budget process, and I am proud of the extraordinary teamwork represented within these pages. Together, we have crafted a responsible budget aligned with the long-term needs and interests of our community.

Submitted with gratitude for the opportunity to serve our City,

Andrea Weckmueller-Behringer
City Manager

GENERAL FUND

The General Fund is a governmental fund (Property Tax and Sales Tax use 1.00%) It is established to account for all financial resources that are not accounted for in another fund. Services include, among other items: General Government, consisting of Administration, City Secretary, Finance, Police, Fire, Public Works, Parks and Recreation, Health, and Human Resources.

General Fund

Description

The General Fund is the City's primary operating fund. It accounts for all financial resources of the general government, except those accounted for in another fund.

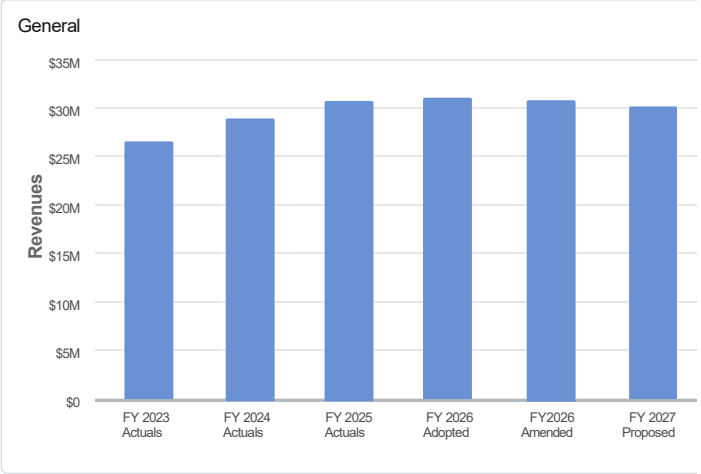

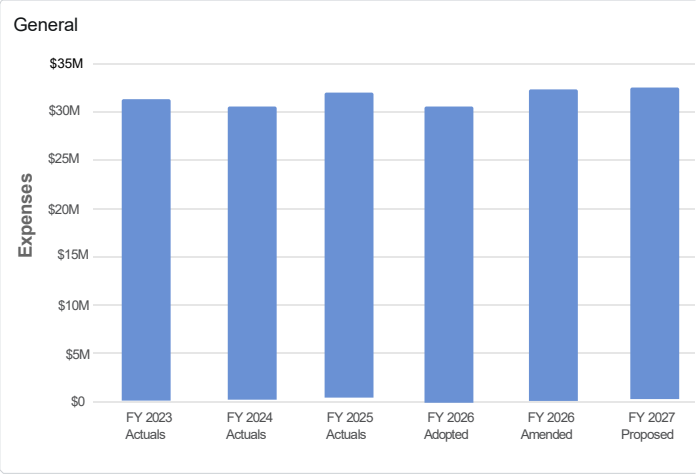

General Fund Revenues

	FY 2023 ACTUALS	FY 2024 ACTUALS	FY 2025 ACTUALS	FY2025 AMENDED	FY 2026 PROPOSED	FY 2027 PROPOSED
Miscellaneous Revenue	$536,859	$1,004,093	-	$1,002,500	$1,002,500	$462,000
Sales Tax	$7,087,431	$6,364,981	$6,193,787	$5,374,654	$5,374,654	$6,432,299
Property Taxes	$11,147,060	$12,884,645	$12,873,774	$14,169,375	$14,169,375	$14,222,086
Franchise Fees	$1,925,462	$1,918,301	$2,040,064	$1,990,000	$1,990,000	$1,934,520
Licenses, Fees and Permits	$1,568,977	$1,167,160	$1,700,957	$1,348,994	$1,348,994	$1,447,814
Court Fines and Fees	$227,661	$283,592	$339,287	$251,400	$251,400	$250,847
Interest on Investments	$200,468	$281,233	$292,904	$250,000	$250,000	$272,250
Grants and Donations	$27,121	$191,285	$267,049	$252,000	$252,000	$35,000
Intergovernmental Revenue	–	–	–	–	–	–
Transfer In	$4,039,873	$5,277,476	$7,968,824	$6,655,136	$6,540,136	$5,037,182
REVENUES TOTAL	$26,760,912	$29,372,766	$31,599,950	$31,294,059	$31,179,059	$30,093,998

General Fund Revenues

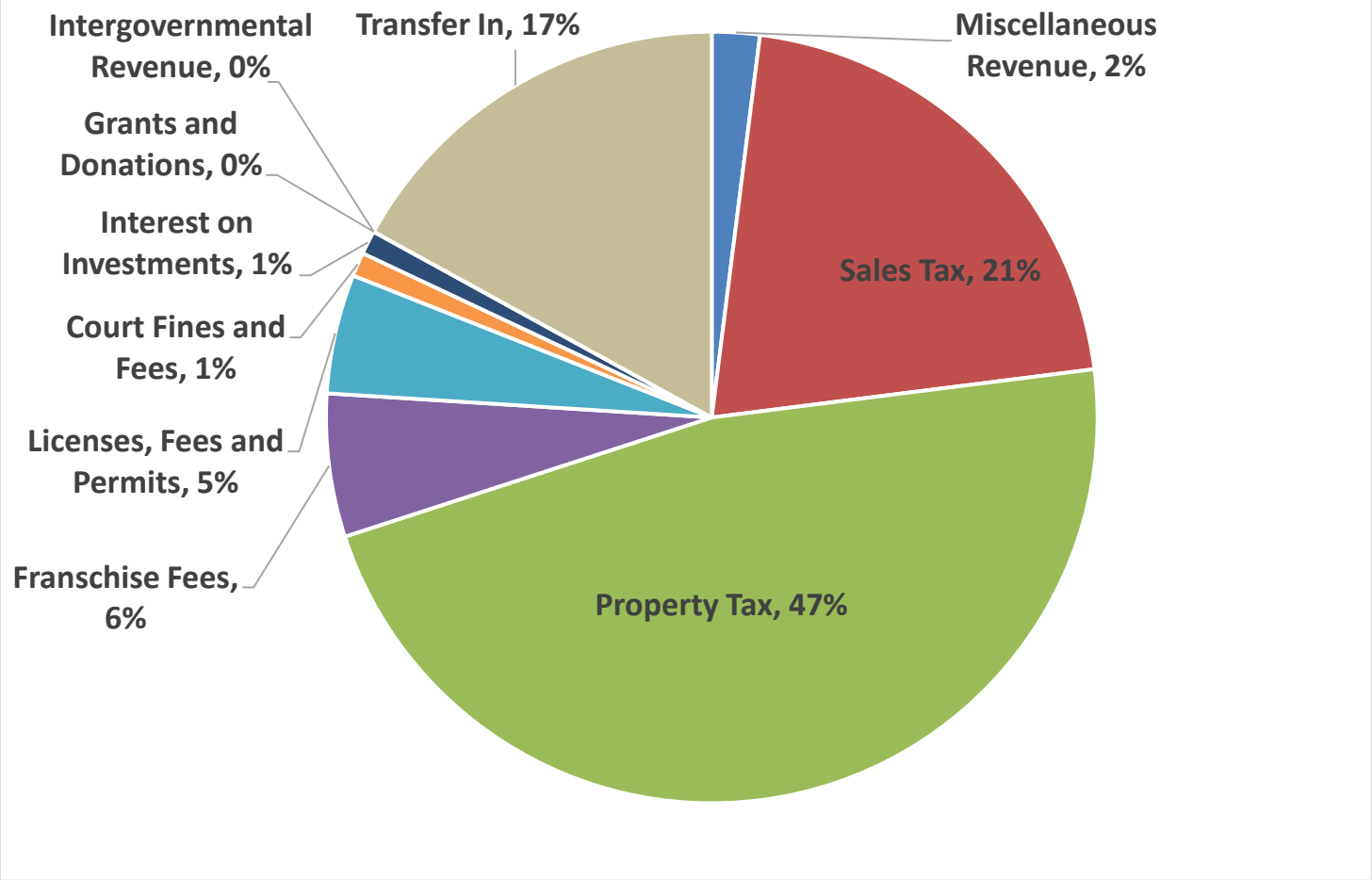

General Fund Expenditures By Category

	FY 2023 ACTUALS	FY 2024 ACTUALS	FY 2025 ACTUALS	FY 2026 ADOPTED	FY 2026 AMENDED	FY 2027 PROPOSED
Expenses						
Salary and Benefits	$19,171,935	$22,360,628	$23,295,863	$22,462,692	$22,314,648	$23,736,830
Supplies and Small Equipment	$747,871	$622,471	$636,781	$718,818	$722,289	$913,414
Services	$3,400,459	$3,457,018	$4,198,962	$3,615,510	$3,850,498	$3,874,826
Repair and Maintenance	$706,066	$829,832	$828,940	$885,842	$865,012	$1,392,908
Miscellaneous	$1,524,494	$1,318,280	$1,567,483	$2,109,186	$2,277,193	$1,484,560
Capital Assets >$5,000 per unit	$4,958,195	$1,530,993	$517,223	$622,671	$1,289,603	$407,094
Self Insurance	–	$55,600	$61,822	–	–	–
Grants	$27,437	$37,320	–	–	–	–
Transfer Out	$629,478	$234,918	$537,934	$875,320	$875,320	$875,320
EXPENSES TOTAL	$31,165,935	$30,447,060	$31,645,009	$31,290,038	$32,194,564	$32,524,952

General Fund Expenditures By Department

	FY 2023 ACTUALS	FY 2024 ACTUALS	FY 2025 ACTUALS	FY 2026 ADOPTED	FY 2026 AMENDED	FY 2027 PROPOSED
Expenses						
City Secretary	$394,138	$374,831	$423,008	$395,680	$439,522	$401,009
Administration	$615,972	$1,171,480	$988,801	$997,846	$729,780	$989,643
Downtown Development	$662,626	$769,180	$512,844	$318,000	$546,802	$318,000
Communications & Marketing	$197,172	$272,873	$478,287	$401,461	$777,694	$301,596
Ennis Cares	$289,712	$422,967	$541,324	–	–	–
Planning, Development, & Inspection	$871,717	$966,855	$999,478	$1,045,803	$1,045,803	$873,778
Finance	$449,324	$695,962	$731,903	$729,674	$729,674	$836,546
EDC	$385,919	$454,935	$396,642	$457,145	$457,145	$422,158
Information Technology	$430,208	$383,995	$434,515	$404,583	$404,583	$459,183
Human Resources	$403,370	$511,605	$602,924	$604,503	$604,503	$698,091
Health	$647,206	$694,422	$688,118	$709,032	$709,032	$750,021
Public Works	$367,619	$374,535	$404,081	$382,910	$276,531	–
Transportation Services	–	–	–	–	$184,534	$408,708
Street	$1,119,891	$1,257,530	$1,443,128	$1,772,785	$1,804,364	$2,004,390
Airport	–	–	–	–	–	–
Tourism	–	–	–	$296,233	–	–
Library	$546,940	$594,150	$614,230	$597,429	$597,429	$645,874
Railroad Museum	$81,653	$132,973	$45,386	$44,226	$44,226	$48,855
Parks and Recreation	$1,505,679	$1,508,113	$1,488,527	$1,488,216	$1,519,216	$1,590,647
Non-Departmental	$7,291,102	$4,088,638	$3,807,598	$3,384,942	$3,590,485	$3,085,101
Transfers	$629,478	$234,918	$537,934	$875,320	$875,320	$875,320
Fleet Services	$475,391	$414,165	$389,683	$383,493	$383,493	$421,103
Police Admin	$7,257,383	$7,742,559	$8,339,796	$8,498,448	$8,498,448	$9,095,731
Municipal Court	$352,300	$355,085	$392,122	$371,249	$371,249	$387,774
Fire Admin	$6,191,132	$7,025,290	$7,374,314	$7,099,561	$7,563,230	$7,859,860
Emergency Management	–	–	$10,367	$41,500	$41,500	$51,565
EXPENSES TOTAL	$31,165,935	$30,447,060	$31,645,009	$31,290,038	$32,194,564	$32,524,952

Consolidated Fund Summary

Budgeted Revenue

	FY 2023 ACTUALS	FY 2024 ACTUALS	FY 2025 ACTUALS	FY2026 ADOPTED	FY 2026 AMENDED	FY 2027 PROPOSED
Miscellaneous Revenue	$40,847,167	$40,047,653	$47,451,231	$11,163,577	$11,163,577	$8,925,801
Bond Proceeds	–	$37,486,434	$18,823,834	–	–	–
Sales Tax	$13,985,192	$12,549,122	$12,205,747	$10,621,162	$10,621,162	$12,811,930
Property Taxes	$19,273,299	$21,659,922	$23,210,936	$24,713,327	$24,713,327	$24,334,872
Franchise Fees	$1,925,462	$1,918,301	$2,040,064	$1,990,000	$1,990,000	$1,934,520
Licenses, Fees and Permits	$1,709,270	$1,324,645	$1,903,832	$1,498,994	$1,498,994	$1,611,131
Court Fines and Fees	$243,298	$302,890	$356,414	$267,900	$267,900	$267,182
Interest on Investments	$673,004	$1,210,138	$1,551,189	$1,394,950	$1,394,950	$1,767,305
Grants and Donations	$112,221	$302,532	$456,243	$260,010	$260,010	$41,100
Water and Sewer Revenue	$13,074,046	$17,066,976	$17,170,423	$16,017,300	$16,017,300	$16,275,474
Intergovernmental Revenue	–	$2,042,789	$8,381	$8,300	$8,300	$9,386
Transfer In	$7,318,874	$6,342,332	$12,256,019	$8,084,346	$7,969,346	$6,797,212
REVENUES TOTAL	$99,161,833	$142,253,735	$137,434,313	$76,019,866	$75,904,866	$74,775,913

Budget Revenue

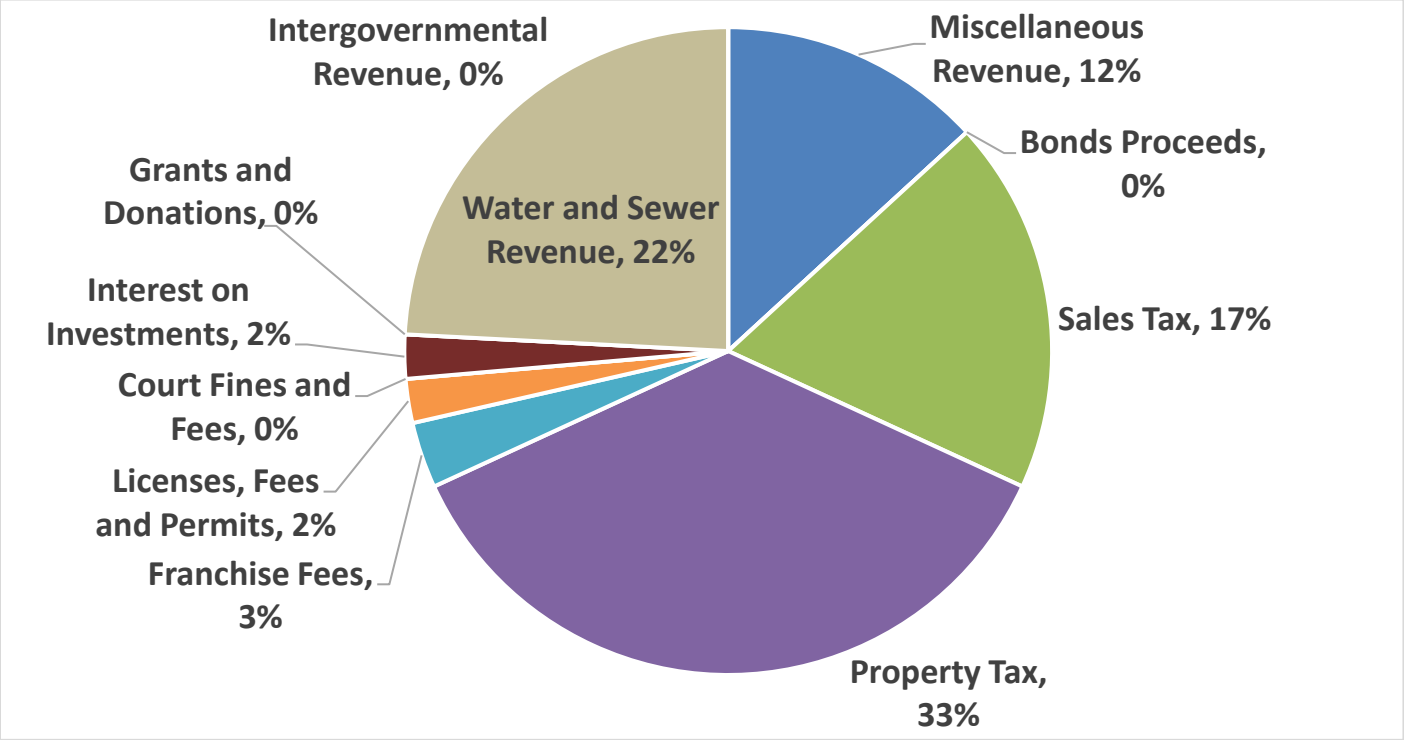

Budgeted Expenditure

	FY 2023 ACTUALS	FY 2024 ACTUALS	FY 2025 ACTUALS	FY 2026 ADOPTED	FY 2026 AMENDED	FY 2027 PROPOSED
	FY2023	FY2024	FY2025	FY2026	FY2026	FY2027
Expenses						
Expenses	–	–	–	$0	$18,000	$30,000
Salary and Benefits	$23,706,758	$27,393,034	$29,506,079	$29,047,288	$28,869,244	$30,546,152
Supplies and Small Equipment	$2,978,398	$2,590,793	$2,578,892	$2,862,383	$2,979,454	$3,077,555
Services	$6,277,991	$16,480,569	$25,321,941	$7,317,565	$7,466,639	$5,978,881
Repair and Maintenance	$3,995,107	$2,101,207	$2,789,407	$3,610,092	$3,672,941	$3,624,306
Miscellaneous	$13,673,754	$14,588,696	$14,517,072	$2,779,687	$2,846,025	$2,301,774
EDC Specific Expenditures	$766,975	$670,335	$558,831	$1,990,100	$3,408,245	$1,680,000
Capital Outlay <$5,000 per unit	$87,858	$4,116,848	$5,285,437	$0	–	$0
Capital Assets >$5,000 per unit	$19,094,589	$10,600,120	$8,193,676	$2,438,021	$59,639,168	$2,607,251
Self Insurance	$4,395,480	$4,446,187	$5,684,287	$4,510,500	$4,510,500	$4,610,500
Grants	$45,031	$687,321	–	$0	$959,711	$0
Debt Service	$25,336,201	$10,836,629	$11,195,783	$12,255,545	$12,255,545	$13,948,523
Transfer Out	$7,318,874	$15,597,542	$12,256,019	$7,416,382	$7,301,382	$6,797,212
EXPENSES TOTAL	$107,677,014	$110,109,280	$117,887,423	$74,227,562	$133,926,854	$75,202,154

Budgeted Expenditure

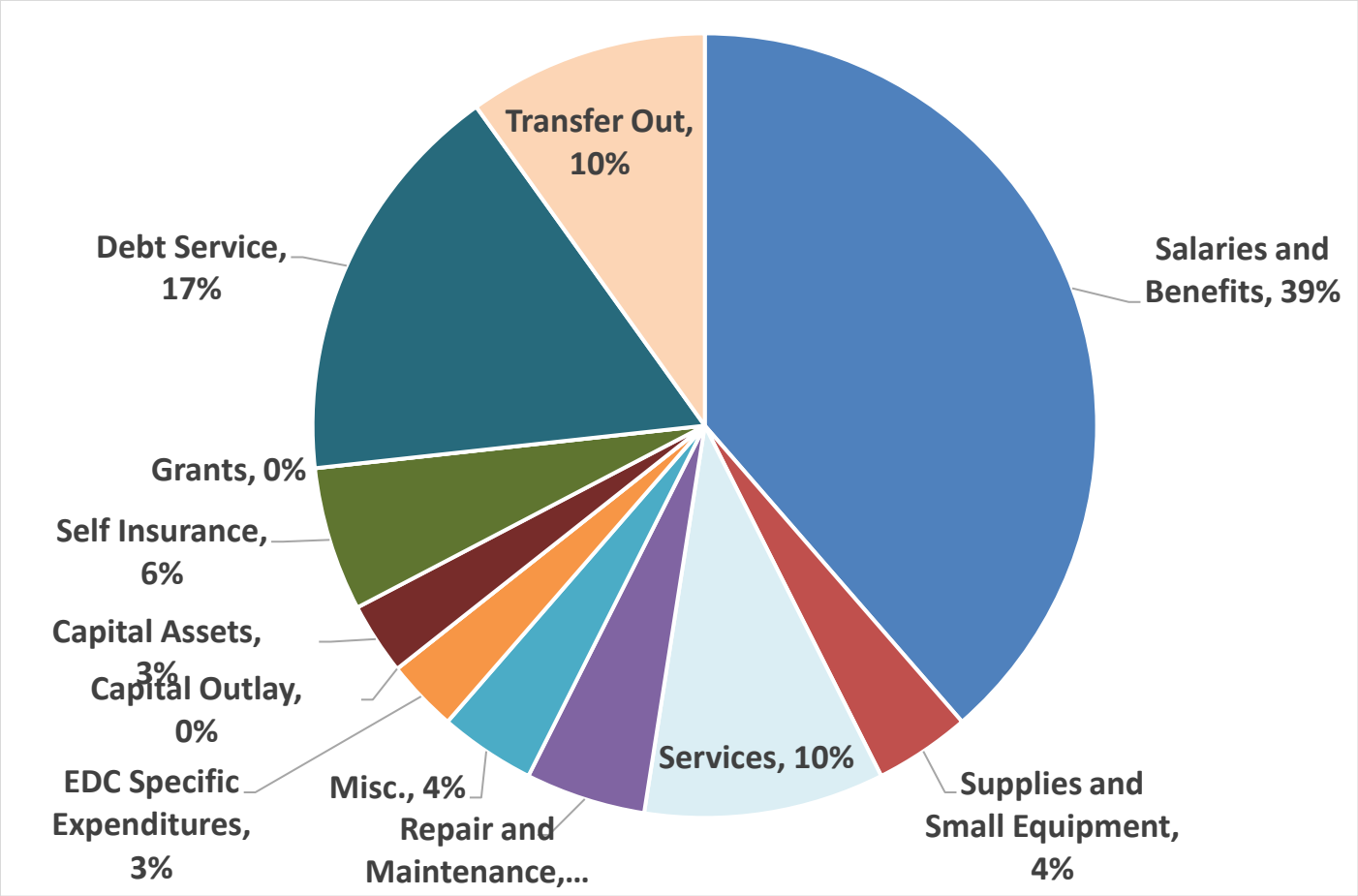

Administration Department

Mission:

The mission of the City of Ennis Administration Department is to serve the community with integrity, accountability, and responsiveness by supporting the City Commission in the development of City goals and policies, delivering the effective execution thereof, and ensuring that City services meet the needs of today while preparing for the opportunities of tomorrow.

Recent Accomplishments:

- Focusing on the long-term vision and well-being of the community
    - Guided the organization through a period of transition by aligning internal practices, organizational structure, and external engagement with goals and strategic priorities.
    - Balanced and right-sized expenditures, and rebuilt fund balance and operating reserves.
    - Fostered a culture of accountability, service excellence, and collaboration, anchored in modernized policies, organizational values, and inclusive decision-making.
    - Enhanced the efficiency, effectiveness, and long-term sustainability of municipal services delivered to residents and the community at large.
- Streamlining community engagement and public information –
    - Implemented informative monthly City newsletters that accompany utility statements.
    - Enhanced transparency via the information included in the City Commission agenda.

DEPARTMENTAL EXPENDITURES

	FY 2023 ACTUALS	FY 2024 ACTUALS	FY 2025 ACTUALS	FY 2026 ADOPTED	FY 2026 AMENDED	FY 2027 PROPOSED
Expenses						
Salary and Benefits	$577,947	$1,115,112	$946,850	$916,873	$646,107	$884,643
Supplies and Small Equipment	$2,423	$5,256	$5,921	$3,000	$3,000	$3,000
Services	$18,858	$21,058	$18,440	$600	$3,300	$70,000
Repair and Maintenance	$677	–	$125	$5,000	$5,000	$1,000
Miscellaneous	$16,067	$22,189	$17,465	$72,373	$72,373	$31,000
EXPENSES TOTAL	$615,972	$1,163,615	$988,801	$997,846	$729,780	$989,643

BUDGETED POSITIONS

Class/Position Title	FY2023	FY2024	FY2025	FY2026	FY2027
FTE					
49 City Manager	1	1	1	1	1
44 Assistant City Manager	1	1	1	1	1
38 Chief Communications Officer	0	0	0	0	1
34 Capital Projects Manager	1	1	1	1	0
31 Assistant to City Manager	0	0	0	0	1
21 Executive Assistant	1	1	1	1	0
18 Senior Facilities Technician	0	1	1	1	0
FTE	4	5	5	4	4



Information Technology Division

Mission:

The mission of the City of Ennis Information Technology Department is to deliver reliable, secure, and strategic technology solutions that empower City staff and elected officials to serve the community efficiently and effectively.

We are dedicated to:

- Providing dependable hardware, software, and connectivity across all City departments,
- Delivering responsive and knowledgeable IT support to ensure operational continuity,
- Maintaining a secure and resilient technology infrastructure to safeguard data and systems,
- Guiding the organization toward fiscally responsible and innovative technology solutions,
- Proactively evaluating departmental needs to align technology with City goals and service delivery,
- Staying informed on emerging trends to support long-term strategic planning and modernization.

Through collaboration, expertise, and a commitment to excellence, the Information Technology Department supports the City's mission by enabling progress through technology.

Recent Accomplishments:

- Reviewed IT equipment needs to determine appropriate replacement cycle.
- Consolidated City cellphone service under a single carrier and account.
- Implemented Mobile Device Management system to track cellular devices.
- Implemented cybersecurity program to add Endpoint Detection and Response (EDR) software to all managed computers to alert support when there is an incident.
- Evaluated Microsoft License requirements for different categories of City staff.

DEPARTMENTAL EXPENDITURES

	FY 2023 ACTUALS	FY 2024 ACTUALS	FY 2025 ACTUALS	FY 2026 ADOPTED	FY 2026 AMENDED	FY 2027 PROPOSED
Expenses						
Supplies and Small Equipment	**$44,062**	**$37,650**	**$12,868**	**$63,800**	**$30,300**	**$87,200**
Services	**$293,224**	**$338,747**	**$366,666**	**$229,183**	**$342,683**	**$337,183**
Repair and Maintenance	**$92,922**	**$7,598**	**$54,980**	**$111,600**	**$31,600**	**$34,800**
EXPENSES TOTAL	**$430,208**	**$383,995**	**$434,515**	**$404,583**	**$404,583**	**$459,183**

City Secretary

Mission:

The mission of the City Secretary's office is to support, facilitate and strengthen the City of Ennis legislative process by conducting fair and impartial city elections and by assisting the City Commission in fulfilling its duties and responsibilities to the citizens; as well as to exceed customer/citizen expectations by ensuring transparency, increasing public interaction,
and expanding services.

We are dedicated to:

- Promoting open and responsive government through the proper recording and preservation of the city's legislative history and official documents,
- Assisting the City Commission in fulfilling its legal and procedural responsibilities,
- Conducting fair, impartial, and efficient municipal elections in compliance with state and federal laws,
- Promoting government transparency and accountability through open records and communication,
- Expanding public engagement and enhancing citizen access to city services,
- Exceeding expectations through responsive, courteous, and professional customer service.

Through integrity, accuracy, and a commitment to excellence, the City Secretary's Office fosters trust and strengthens public confidence in local government.

Recent Accomplishments:

- Held 1 General Election, 1 Special Election, and 1 Runoff Election
- Conducted 2 City Commission orientations
- Processed 578 Public Information Requests with a median response time of 4 days
- Processed agendas and minutes for 42 City Commission Regular, Workshop and Special meetings
- Scanned 1,282 permanent land documents

DEPARTMENTAL EXPENDITURES

	FY 2023 ACTUALS	FY 2024 ACTUALS	FY 2025 ACTUALS	FY 2026 ADOPTED	FY 2026 AMENDED	FY 2027 PROPOSED
Expenses						
Salary and Benefits	**$257,241**	**$281,770**	**$317,471**	**$305,240**	**$296,542**	**$281,070**
Supplies and Small Equipment	**$14,753**	**$14,723**	**$5,954**	**$4,800**	**$3,966**	**$2,800**
Services	**$98,083**	**$55,576**	**$65,478**	**$54,240**	**$113,853**	**$90,153**
Miscellaneous	**$24,061**	**$19,169**	**$34,106**	**$31,400**	**$25,161**	**$26,985**
EXPENSES TOTAL	**$394,138**	**$371,238**	**$423,008**	**$395,680**	**$439,522**	**$401,008**

BUDGETED POSITIONS

Class/Position Title	FY2023	FY2024	FY2025	FY2026	FY2027
FTE					
37 City Secretary	**1**	**1**	**1**	**1**	**1**
23 Deputy City Secretary	**1**	**1**	**1**	**1**	**1**
FTE	**2**	**2**	**2**	**2**	**2**

Community Health & Development Department

Mission Statement:

The mission of the Community Health and Development Department is to enhance the quality of life in Ennis by protecting public health and safety, promoting well-maintained neighborhoods, and guiding orderly and sustainable development. Through collaboration, equitable enforcement, efficient permitting, and responsive customer service, we support a healthy, safe, and prosperous community for today and future generations.

Community Health Division

Mission:

The mission of the City of Ennis Health Division is to safeguard and promote the health, safety, and quality of life for all residents, businesses, and visitors through the enforcement of local and state health regulations. We are committed to advancing public health through education, prevention, code compliance, and collaborative community partnerships.

We are dedicated to:

- Positively impact the City of Ennis through proactive health initiatives, animal services, environmental inspections, and public outreach
- Ensure safe and sanitary neighborhoods for families and their pets,
- Prevent the spread of disease through timely investigation and response,
- Support a clean and healthy environment,
- Promote health equity through education, engagement, and inclusive service delivery.

Our goal is to create a healthier, safer Ennis for everyone through transparent service, continuous improvement, and responsive public health leadership.

Recent Accomplishments:

- Worked 700+ code compliance cases with an 85% closure rate. Most remaining cases are recent, with 70% open less than 30 days, reflecting ongoing monitoring and timely resolution efforts.
- Completed approximately 160 retail food establishment inspections and more than 140 temporary health inspections.

- Despite the loss of animal shelter services on April 1, 2025, Animal Control Officers continue to work with rescue groups and regional partners to address service needs. Staff have reunited 11 dogs with their owners, issued 25 notices of violation, and issued 8 citations related to loose dogs.
- Successfully obtained a District Court order resulting in the removal of a substandard residential structure in December.

DEPARTMENTAL EXPENDITURES

	FY 2023 ACTUALS	FY 2024 ACTUALS	FY 2025 ACTUALS	FY 2026 ADOPTED	FY 2026 AMENDED	FY 2027 PROPOSED
Expenses						
Expenses	–	–	–	–	$10,000	$30,000
Salary and Benefits	$558,252	$619,586	$640,890	$637,338	$637,338	$662,326
Supplies and Small Equipment	$17,292	$24,486	$13,840	$14,000	$14,000	$30,050
Services	$34,364	$31,653	$23,653	$45,694	$35,694	$14,345
Repair and Maintenance	$11,238	$6,217	$3,298	$5,000	$5,000	$5,550
Miscellaneous	$6,009	$5,374	$6,438	$7,000	$7,000	$37,750
Capital Assets >$5,000 per unit	–	–	–	–	–	–
Grants	$20,051	–	–	–	–	–
EXPENSES TOTAL	$647,206	$687,317	$688,118	$709,032	$709,032	$750,021

BUDGETED POSITIONS

Class/Position Title	FY2023	FY2024	FY2025	FY2026	FY2027
FTE					
35 Health Services Director	1	1	1	1	0
35 Community Health & Development Director	0	0	0	0	1
24 Senior Code Enforcement Officer & Animal Control	0	0	0	1	1
20 Health Code Enforcement Officer & Animal Control	4	4	4	3	3
18 Administrative Assistant	1	1	1	1	1
FTE	6	6	6	6	6

Community Development Division

Mission:

The mission of the Community Development Division is to support responsible growth through transparent, ethical, and customer-focused service. We guide development with consistency, collaboration, and professionalism to promote a safe, healthy, and vibrant community while advancing continued growth and economic vitality.

We are dedicated to:

- Providing clear guidance and support for commercial and residential development projects,
- Applying zoning ordinances, development codes, and building regulations consistently and equitably,
- Promoting quality development that aligns with the City's long-term vision and strategic goals,
- Fostering a customer-focused environment through approachable and compassionate service,
- Ensuring public safety and code compliance through effective permitting and inspections,
- Encouraging transparency, equity, and fairness in all planning and development processes.

Through collaboration, education, and professional integrity, the department supports sustainable growth and enhances the quality of life for residents, businesses, and visitors.

Recent Accomplishments:

- Issued 593 building permits in FY26 as of June 1, 2026, including 79 commercial permits, 10 multi-family permits, and 504 residential permits.
- Processed 48 Certificate of Occupancy applications, supporting new businesses, tenant changes, and occupancy approvals.
- Enhanced OpenGov workflows by incorporating grant information for Historic Downtown and Kaufman Development District applicants, helping connect property owners and developers with available funding opportunities.
- Prepared and coordinated Planning and Zoning Commission and Historic Landmark Commission items from application review through public meeting consideration.

DEPARTMENTAL EXPENDITURES

	FY 2023 ACTUALS	FY 2024 ACTUALS	FY 2025 ACTUALS	FY 2026 ADOPTED	FY 2026 AMENDED	FY 2027 PROPOSED
Expenses						
Salary and Benefits	$799,549	$902,166	$944,188	$971,736	$971,736	$800,678
Supplies and Small Equipment	$11,560	$15,510	$9,598	$20,100	$12,100	$11,000
Services	$31,059	$21,759	$32,404	$30,767	$44,767	$41,100
Repair and Maintenance	$19,182	$2,603	$2,063	$7,200	$2,700	$4,700
Miscellaneous	$10,367	$13,995	$11,225	$16,000	$14,500	$16,300
EXPENSES TOTAL	$871,717	$956,033	$999,478	$1,045,803	$1,045,803	$873,778

BUDGETED POSITIONS

Class/Position Title	FY2023	FY2024	FY2025	FY2026	FY2027
FTE					
35 Planning & Development Director/Chief Building Official	1	1	1	1	0
29 Assistant Director of Planning & Development/Building Official	1	1	1	1	1
28 Senior Planner	0	0	1	1	1
26 Planner & Inspector	2	2	1	1	1
23 Planning & Development Combination Inspector	1	1	1	1	1
23 Building Inspector & Plans Reviewer	1	1	1	1	1
19 Planning, Development & Inspections Technician	0	0	0	1	1
18 Administrative Assistant - Plan, Dev, Insp	0	0	0	0	1
18 Administrative Assistant	2	2	2	1	0
FTE	8	8	8	8	7

Ennis Economic Development Corporation

The Ennis Economic Development Corporation (EEDC) serves as a catalyst for sustainable economic growth by advancing strategic investments that strengthen Ennis as a competitive destination for business, development, employment, and community investment.

Mission:

The Corporation's mission is to facilitate diversified economic growth and position Ennis as a preferred location for industrial, commercial, retail, residential, and entrepreneurial investment. The EEDC works to expand the local tax base, support quality employment opportunities, strengthen existing businesses, and prepare the community for long-term growth.

We are dedicated to:

- **Business Attraction, Retention & Expansion** — Recruiting new investment while supporting the continued growth and competitiveness of existing Ennis businesses and industries.
- **Workforce & Talent Development** — Building partnerships with educational institutions, workforce organizations, employers, and community partners to strengthen workforce readiness and connect economic development with local employment opportunities.
- **Entrepreneurship & Small Business Development** — Supporting entrepreneurs and locally owned businesses through programs, partnerships, technical resources, and strategic investments that encourage business formation, expansion, and resiliency.
- **Retail, Commercial & Residential Development** — Promoting quality development opportunities that expand the City's tax base, strengthen commercial corridors, increase retail and service options, and support the housing needs of a growing community.
- **Infrastructure & Development Readiness** — Investing in infrastructure, strategic properties, site readiness, and other improvements that remove barriers to development and position Ennis to compete effectively for private investment.
- **Revitalization & Economic Vitality** — Supporting reinvestment in Downtown Ennis through property improvements, business development, activation, partnerships, and initiatives that strengthen downtown as an economic and community destination.
- **Marketing, Promotion & Business Recruitment** — Proactively positioning Ennis within the regional and statewide marketplace through targeted recruitment, industry outreach, site promotion, market intelligence, and participation in business development opportunities.
- **Strategic Partnerships** — Collaborating with the City, business and educational institutions, regional organizations, developers, property owners, businesses, and other public and private partners to leverage resources and advance shared economic development objectives.

Recent Accomplishments:

- Submitted the nomination form for the State of Texas Opportunity Zone 2.0 designations.
- Currently reviewing 3 major projects involving Mixed-use and Residential Development that could represent $100M+ in investment.
- Supported 3 projects through the Kaufman Facade Grant and the Small Business Catalyst Grant program for a total of $89,244.
- Developed and launched the 2026 Downtown Outreach Initiative.
- Initiated development of a comprehensive Economic Development Strategic Plan.
- Integrated tourism and downtown collaboration functions to strengthen organizational alignment.

DEPARTMENTAL EXPENDITURES

	FY 2023 ACTUALS	FY 2024 ACTUALS	FY 2025 ACTUALS	FY 2026 ADOPTED	FY 2026 AMENDED	FY 2027 PROPOSED
Expenses						
Salary and Benefits	$385,862	$448,342	$286,945	$457,145	$457,145	$422,158
Supplies and Small Equipment	$57	$510	–	–	–	–
Services	–	–	$109,562	–	–	–
Miscellaneous	–	–	$134	–	–	–
EXPENSES TOTAL	$385,919	$448,852	$396,642	$457,145	$457,145	$422,158

BUDGETED POSITIONS

Class/Position Title	FY 2023	FY 2024	FY 2025	FY 2026	FY 2027
41 Economic Development Director	1	1	1	1	1
21 Economic Development Specialist	1	1	1	1	1
21 Executive Assistant	1	1	1	1	1
15 Marketing and Events Coordinator	0	0	0	0	0.5
FTE	3	3	3	3	3.5

Downtown Development Department

Mission:

The mission of Downtown Development is to revitalize our historic downtown, making it a destination for residents and visitors alike through programming and preservation. Tourism supports the downtown mission as well as promotes Ennis as a place to live, work and play.

Recent Accomplishments:

- Ennis Main Street Work Plan
- Ennis Bluebonnet Trails and Cinco de Mayo saw record attendance
- Welcome Center hosted first art exhibit "Spring into Art"
- Eclipse Over Ennis

DEPARTMENTAL EXPENDITURES

	FY 2023 ACTUALS	FY 2024 ACTUALS	FY 2025 ACTUALS	FY 2026 ADOPTED	FY 2026 AMENDED	FY 2027 PROPOSED
Expenses						
Salary and Benefits	$319,415	$442,191	$116,945	–	–	–
Services	$343,211	$322,211	$282,315	$318,000	$318,000	$318,000
Miscellaneous	–	–	$113,584	–	$183,802	–
Capital Assets >$5,000 per unit	–	$71	–	–	–	–
EXPENSES TOTAL	$662,626	$764,474	$512,844	$318,000	$501,802	$318,000

Staffing Summary

Class/Position Title	FY 2023	FY 2024	FY 2025	FY 2026	FY 2027
FTE					
Tourism	6.5	5.5	6.5	6.5	6.5
FTE	6.5	5.5	6.5	6.5	6.5

Tourism Division

Recent Accomplishments:

- Tourism Friendly Texas Certified Community: Earned official designation by the Texas Economic Development & Tourism Office within the Office of the Governor, recognizing the City's commitment to strategic tourism growth.
- 2026 Bluebonnet Trails & Festival: Successfully hosted the 74th anniversary event, welcoming tens of thousands of regional visitors to Ennis while introducing additional programming opportunities designed to increase attendance and expand the festival footprint to the south side of downtown and implementing a downtown initiative to engage downtown stakeholders.
- TDA Downtown Assessment: Ennis Main Street Board partnered with the Texas Downtown Association and the Ennis EDC for a comprehensive assessment to help guide future physical, economic, and tourism development in historic downtown.
- Maintained designation as an Accredited Main Street America Program, the highest level of recognition awarded by Main Street America.
- Launched Small Business Training & Development Series by the Ennis Main Street Board in collaboration with the Greater Ennis Chamber of Commerce and the Ennis EDC designed to strengthen local businesses, support entrepreneurs, and advance economic vitality across the community.

DEPARTMENTAL EXPENDITURES

	FY 2023 ACTUALS	FY 2024 ACTUALS	FY 2025 ACTUALS	FY 2026 ADOPTED	FY 2026 AMENDED	FY 2027 PROPOSED
Salary and Benefits	$110,120	–	–	$286,233	–	–
Supplies and Small Equipment	$6,399	$2,643	$2,247	$5,200	$5,200	$4,000
Services	$164,284	$85,242	$63,959	$98,908	$98,908	$98,908
Repair and Maintenance	–	–	–	–	–	–
Miscellaneous	$46,210	$75,546	$21,132	$75,000	$75,500	$260,500
EXPENSES TOTAL	$327,013	$163,431	$87,339	$465,841	$179,608	$363,408

BUDGETED POSITIONS

Class/Position Title	FY 2023	FY 2024	FY 2025	FY 2026	FY 2027
35 Downtown & Tourism Director	1	1	1	0	0
24 Tourism & Events Logistics Manager	1	1	1	1	1
21 Tourism & Main Street Manager	1	1	1	1	1
15 Tourism & Digital Content Assistant	0	1	0	0	0
15 Receptionist	1	1	2	1	1
15 Bluebonnet Market Coordinator	0.5	0.5	0.5	0.5	0.5
FTE	4.5	5.5	5.5	3.5	3.5

Finance Department

Mission:

The mission of the City of Ennis Finance Department is to uphold the highest standards of fiscal stewardship in the management of public resources. Through transparent practices, prudent financial planning, and a steadfast commitment to accountability, we aim to support the City's strategic objectives while enhancing public trust and contributing to the long-term well-being of the Ennis community.

We are Committed to:

- Producing accurate, timely financial reports in full compliance with legal and regulatory standards
- Preparing and managing the annual budget to effectively align resources with community priorities
- Overseeing procurement and contract management practices that promote fairness, efficiency, and best value
- Managing debt and capital financing to support sustainable infrastructure and service delivery
- Directing treasury operations to ensure the prudent management of taxpayer dollars
- Establishing financial policies and frameworks that empower departments to make informed, strategic decisions

Through a culture of integrity, innovation, and collaboration, the Finance Department is dedicated to ensuring the City's long-term financial health and strengthening public trust.

Recent Accomplishments:

- Received Unmodified “Clean” Opinion for the FY 2025 Audit
- Certificate of Achievement for Excellence in Financial Reporting on the City’s Annual Comprehensive Financial Report (ACFR) and Distinguished Budget Presentation Award from the Government Finance Officer's Association (GFOA) for multiple consecutive years!
- Strengthened Procurement standards and automated bidding and evaluation of proposals
- Revised financial policies
    - Procurement policy and conducting training for all departments
    - P-Card Policy
    - Travel reimbursement policy
    - Invoice receiving

DEPARTMENTAL EXPENDITURES

	FY 2023 ACTUALS	FY 2024 ACTUALS	FY 2025 ACTUALS	FY 2026 ADOPTED	FY 2026 AMENDED	FY 2027 PROPOSED
Expenses						
Salary and Benefits	$436,217	$663,576	$710,604	$704,924	$704,924	$811,796
Supplies and Small Equipment	$2,306	$5,665	$6,947	$4,200	$3,900	$3,250
Services	$205	$2,573	$2,250	–	$2,750	$3,000
Miscellaneous	$10,595	$15,462	$12,102	$20,550	$18,100	$18,500
EXPENSES TOTAL	$449,324	$687,276	$731,903	$729,674	$729,674	$836,546

BUDGETED POSITIONS

Class/Position Title	FY 2023	FY 2024	FY 2025	FY 2026	FY 2027
41 Finance Director	1	1	1	1	1
31 Senior Purchasing Manager	0	0	0	0	1
30 Finance Manager	1	1	1	1	1
29 Senior Purchasing Manager	0	1	1	1	1
27 Financial Analyst	1	1	1	1	0
21 Accounts Payable Administrator	1	1	1	1	1
21 Finance Generalist	0	0	0	0	1
FTE	4	5	5	5	6

Fire Department

Mission:

We are dedicated to the delivery of emergency services; to save lives; protect property; help where we can, teach to prevent fires; reduce the frequency of fire; do no further harm, and always be professional representatives of the fire service.

We are dedicated to:

- Responding promptly and effectively to fire, rescue, medical, and other emergency incidents
- Supporting public safety through fire prevention education and code enforcement
- Preventing fires and reducing risk through proactive education and code enforcement
- Supporting community resilience through emergency preparedness and public outreach
- Minimizing harm and preserving safety during all emergency operations
- Helping others

Through continuous training, community partnership, and our commitment to excellence, the Ennis Fire Department serves with professionalism, integrity, compassion, and competence for the well-being of our city.

Recent Accomplishments:

- Texas Fire Chiefs Best Practices Recognition
- Developed and Implemented EMS Continuing Education Program
- 2025 Pierce Velocity 105’ Ladder Truck (Station No. 2)
- New Battalion Chief Vehicle
- Completed annual live fire training – Midlothian Fire Training Facility
- ISO Activities
  - Training
  - Hydrants
  - Hose/pump/ladder testing

DEPARTMENTAL EXPENDITURES

	FY 2023 ACTUALS	FY 2024 ACTUALS	FY 2025 ACTUALS	FY 2026 ADOPTED	FY 2026 AMENDED	FY 2027 PROPOSED
Expenses						
Salary and Benefits	$5,749,075	$6,389,589	$6,837,705	$6,457,341	$6,457,341	$7,160,979
Supplies and Small Equipment	$96,339	$133,567	$144,091	$140,935	$164,889	$176,280
Services	$170,233	$164,725	$167,650	$171,865	$171,865	$173,326
Repair and Maintenance	$103,643	$125,696	$111,912	$110,475	$147,655	$285,100
Miscellaneous	$34,871	$64,640	$64,817	$66,445	$66,445	$64,175
Capital Assets >$5,000 per unit	$29,586	$54,471	$48,139	$152,500	$555,035	–
Grants	$7,386	$12,500	–	–	–	–
EXPENSES TOTAL	$5,768,480	$6,191,132	$6,945,188	$7,374,314	$7,099,561	$7,859,860

BUDGETED POSITIONS

Class/Position Title	FY2023	FY2024	FY2025	FY2026	FY2027
FTE					
42 Fire Chief	1	1	1	1	1
41 Deputy Fire Chief	1	1	1	1	0
38 Fire Marshal	1	1	1	1	1
38 Deputy Fire Chief	0	0	0	0	1
37 Battalion Chief	3	3	3	3	3
35 Captain	9	9	9	9	9
32 Driver Engineer	9	9	9	9	9
31 Fire Inspector	0	0	0	0	1
29 Firefighter	18	18	19	18	21
21 Executive Assistant	1	1	1	1	1
FTE	43	43	44	43	47

Human Resources Department

Mission:

The mission of the City of Ennis Human Resources Department is to attract, engage, and retain a diverse and high-performing workforce committed to delivering exceptional public service.

We strive to:

- Partner with all departments to align staffing strategies with organizational goals.
- Promote an inclusive, respectful, and equitable workplace culture.
- Offer competitive compensation, comprehensive benefits, and ongoing professional development.
- Champion employee wellness, safety, and work-life balance.
- Ensure legal compliance and drive excellence through best practices in human resources.
- Deliver responsive, solutions-oriented service while fostering innovation and continuous improvement.

Through strategic leadership and collaborative partnerships, the Human Resources Department empowers City employees to succeed, upholding the City's mission, and guiding principles of integrity, transparency, fiscal responsibility, innovation, compassion and professional development.

Recent Accomplishments:

- Staff fully transitioned from paper to digital employee changes of status.
- Online onboarding to reduce applicant paperwork and printing. See Neogov Stats.
- Installed and rolled out employee ID program.

Future Outlook:

- UKG Ready Timekeeping/Advanced Scheduler, Payroll/Benefits Automation
- Staffing (add Sr. Analyst – Benefits/Payroll)
  - Employee Education and Outreach
  - Benefits Analysis with new Broker and Insurance vendor Implementation
- HR will place greater emphasis on employee engagement, professional growth, mental health, and work-life balance, and wellness programs.

DEPARTMENTAL EXPENDITURES

	FY 2023 ACTUALS	FY 2024 ACTUALS	FY 2025 ACTUALS	FY 2026 ADOPTED	FY 2026 AMENDED	FY 2027 PROPOSED
Expenses						
Salary and Benefits	$383,110	$463,065	$567,641	$551,629	$551,628	$577,416
Supplies and Small Equipment	$14,482	$4,993	$18,861	$19,912	$35,413	$84,377
Services	$971	$26,020	$2,724	$9,310	$4,810	$10,235
Repair and Maintenance	$169	–	$2,325	–	–	–
Miscellaneous	$4,639	$10,503	$11,373	$23,652	$12,652	$21,173
EXPENSES TOTAL	$403,370	$504,581	$602,924	$604,503	$604,503	$698,091

BUDGETED POSITIONS

Class/Position Title	FY2023	FY2024	FY2025	FY2026	FY2027
FTE					
37 Human Resources Director	1	1	1	1	1
27 Workforce Development Manager	0	0	0	0	1
27 Human Resources Manager	1	1	1	1	1
27 Human Resources Analyst	0	1	1	1	0
27 Human Resources & Payroll Coordinator	0	0	0	0	1
21 Human Resources & Payroll Coordinator	1	1	1	1	0
FTE	3	4	4	4	4

Library Department

Mission:

The mission of the Library Department is to be a reliable resource center for the community providing free and equal access to information, materials, services, and programs.

We are dedicated to:

- Producing accurate, timely financial reports in full compliance with legal and regulatory standards
- Promoting literacy, education, and personal growth for individuals of all ages,
- Offering a diverse collection of books, digital resources, and non-print materials,
- Supporting intellectual freedom and the open exchange of ideas,
- Delivering inclusive programs and services that inform, enrich, and inspire,
- Creating a safe, engaging, and accessible environment for all library users,
- Embracing innovation and technology to meet evolving community needs.

Through responsive service and a commitment to equity and access, the Ennis Public Library fosters discovery, connection, and a love of learning.

Recent Accomplishments:

- Completed the 2025 Summer Reading Program, which drew 478 participants, with children ages 0–12 reading 88,036 minutes, and teens and adults logging an impressive combined 207,047 pages.
- Hosted a Noon Year's Eve celebration that attracted more than 200 attendees, featuring the largest balloon drop in Ennis history with over 950 balloons released as participants welcomed 2026 twelve hours early.
- Remaining a popular amenity, the library's new study and meeting rooms recorded 1,180 hours of community use during FY2026, demonstrating strong demand for collaborative and quiet work spaces.
- Conducted weekly story time outreach at three local daycares, reaching an average of 80 children and promoting early literacy and language development.

DEPARTMENTAL EXPENDITURES

	FY 2023 ACTUALS	FY 2024 ACTUALS	FY 2025 ACTUALS	FY 2026 ADOPTED	FY 2026 AMENDED	FY 2027 PROPOSED
Expenses						
Salary and Benefits	$475,348	$501,146	$542,083	$41,100	$529,459	$554,252
Supplies and Small Equipment	$37,801	$39,309	$39,706	$21,928	$41,100	$40,975
Services	$23,055	$19,886	$28,809	$21,928	$21,928	$25,560
Repair and Maintenance	$9,976	$2,431	$3,152	$3,507	$4,057	$24,087
Miscellaneous	$760	$640	$480	$1,435	$1,435	$1,000
Grants	–	$24,820	–	–	–	–
EXPENSES TOTAL	$546,940	$588,232	$614,230	$597,429	$597,429	$645,874

BUDGETED POSITIONS

Class/Position Title	FY2023	FY2024	FY2025	FY2026	FY2027
FTE					
35 Library Director	1	1	1	1	1
24 Reference Librarian	1	1	1	1	1
24 Children's Services Librarian	1	1	1	1	1
21 Circulation Desk Coordinator	1	1	1	1	1
15 Library Assistant	1.5	1.5	1.5	1.5	1.5
FTE	5.5	5.5	5.5	5.5	5.5



Municipal Court Department

Mission:

The mission of the City of Ennis Municipal Court is to uphold the integrity of the judicial process by providing fair, impartial, and timely administration of justice while delivering exceptional customer service to the public.

We are dedicated to:

- Promoting the highest standards of courtesy, professionalism, and efficiency in all court operations,
- Ensuring equal access to justice and treating all individuals with dignity and respect,
- Adhering to the principles of fairness, transparency, and judicial independence,
- Educating the public about court procedures, rights, and responsibilities,
- Maintaining accurate records and complying with all legal and procedural requirements,
- Supporting a safe and orderly community through consistent enforcement of local and state laws.

Through ethical conduct and a commitment to excellence, the Municipal Court serves as a trusted and accessible part of the City's justice system.

Recent Accomplishments:

- Completed a comprehensive audit of all open case files to ensure accuracy, compliance, and proper case management.
- Issued and processed warrants in accordance with court procedures, supporting accountability and case resolution efforts.
- Celebrated staff professional development achievements, including Irma's successful completion of her Level II Court Clerk Certification.
- Maintained an effective and consistent Show Cause Docket under Debbie's management, promoting compliance with court orders and timely case disposition.
- Continued the successful implementation of the Youth Diversion Program, which began in January 2025, providing eligible juveniles with an alternative path to accountability while helping reduce future court involvement.

DEPARTMENTAL EXPENDITURES

	FY 2023 ACTUALS	FY 2024 ACTUALS	FY 2025 ACTUALS	FY 2026 ADOPTED	FY 2026 AMENDED	FY 2027 PROPOSED
Expenses						
Salary and Benefits	$312,919	$322,356	$350,674	$328,249	$328,249	$348,374
Supplies and Small Equipment	$1,202	$1,948	$755	$1,000	$1,000	$1,300
Services	$36,693	$23,894	$37,754	$35,900	$35,900	$32,000
Miscellaneous	$1,486	$3,031	$2,938	$6,100	$6,100	$6,100
EXPENSES TOTAL	$352,300	$351,229	$392,122	$371,249	$371,249	$387,774

BUDGETED POSITIONS

Class/Position Title	FY2023	FY2024	FY2025	FY2026	FY2027
FTE					
27 Court Administrator	1	1	1	1	1
26 City Judge	0.5	0.5	0.5	0.5	0.5
18 Court Clerk	1	1	1	1	1
18 Administrative Assistant	1	1	1	1	1
FTE	3.5	3.5	3.5	3.5	3.5

Park and Recreation Department

Mission:

The mission of the City of Ennis Parks & Recreation Department is to enhance the community's quality of life by providing safe, inclusive, and well-maintained parks, public spaces, and recreational opportunities for residents and visitors of all ages.

We are Committed to:

- Offering diverse and engaging recreational programs that support physical, social, and cultural well-being,
- Preserving and maintaining trails, green spaces, and open areas for current and future generations,
- Modernizing facilities and amenities to meet evolving community needs,
- Planning and developing future park projects to expand access and promote equitable growth,
- Fostering community engagement through events, partnerships, and inclusive initiatives,
- Delivering responsive, first-class customer service to all park users and program participants.

Through stewardship, innovation, and a commitment to excellence, the Parks & Recreation Department creates spaces and experiences that bring the community together and support a healthy, vibrant Ennis.

Recent Accomplishments:

- Renovated irrigation at the Cerf Garden at the Public Library and added tree watering zones at Bluebonnet Park and Veterans Park.
- Completed exterior and interior facility renovations at Bluebonnet, Veterans and Lions Parks.
- Gained operational management of the Keep Ennis Beautiful program.
    - Established a Parks Community Service Program
    - Earned Governor's Community Achievement Award.
- Assumed emergency operational management of Youth Baseball and Softball League.
- Earned "Tree City USA" designation for the 3rd consecutive year.
    - Established "Tree Growing Operations 101" class with the Ennis High School horticulture program.
    - Planted ~100 trees and saplings in the city through the "Shade Ennis" program.
- Acquired full operational control of the Veterans Memorial maintenance and brick programs.

DEPARTMENTAL EXPENDITURES

	FY 2023 ACTUALS	FY 2024 ACTUALS	FY 2025 ACTUALS	FY 2026 ADOPTED	FY 2026 AMENDED	FY 2027 PROPOSED
Expenses						
Salary and Benefits	$792,664	$905,576	$989,759	$891,466	$891,466	$966,984
Supplies and Small Equipment	$50,255	$39,885	$44,525	$42,400	$58,700	$46,200
Services	$417,448	$315,616	$231,816	$393,987	$386,687	$397,400
Repair and Maintenance	$97,842	$86,488	$110,858	$108,863	$108,863	$119,063
Miscellaneous	$17,826	$25,433	$37,542	$51,500	$73,500	$39,500
Capital Assets >$5,000 per unit	$129,643	$123,877	$74,028		–	$21,500
EXPENSES TOTAL	$1,505,679	$1,496,875	$1,488,527	$1,488,216	$1,519,216	$1,590,647

BUDGETED POSITIONS

Class/Position Title	FY2023	FY2024	FY2025	FY2026	FY2027
FTE					
37 Parks & Recreation Director	1	1	1	1	1
27 Parks & Recreation Program Manager	1	1	1	1	1
18 Senior Parks Maintenance Technician	2	2	2	2	2
18 Administrative Assistant	1	1	1	1	1
15 Parks Maintenance Technician	6	6	6	6	6
FTE	11	11	11	11	11

Police Department

Mission:

The mission of the Ennis Police Department is to place an emphasis on quality law enforcement, crime prevention, and community policing. The overall goal of the organization is to develop partnerships and joint problem-solving techniques with the community that will increase safety and quality of life for residents and visitors, and commitment to forging relationships that bind the community together and building and maintaining trust with respect and dignity.

We are dedicated to:

- Collaborative partnerships and joint problem-solving with the community,
- Fair and impartial enforcement of the law with respect and dignity,
- Crime prevention through education, transparency, and engagement,
- Professionalism and accountability in all public safety operations.

Our commitment is to foster strong relationships that unite the community and ensure that every interaction reflects integrity, compassion, and service.

Recent Accomplishments:

- Asst. Chief Michael Godfrey submitted all standards towards Texas Police Chiefs Association Foundation Accreditation.
- Two (2) officers added to the Ellis County Sheriff's Office Special Weapons and Tactics Unit. Currently six (6) members contribute to this effort.
- Trained new Juvenile Crimes Detective

DEPARTMENTAL EXPENDITURES

	FY 2023 ACTUALS	FY 2024 ACTUALS	FY 2025 ACTUALS	FY 2026 ADOPTED	FY 2026 AMENDED	FY 2027 PROPOSED
Expenses						
Salary and Benefits	$6,606,679	$7,163,601	$7,571,276	$7,687,541	$7,687,541	$8,245,556
Supplies and Small Equipment	$234,792	$162,626	$187,200	$218,600	$210,800	$240,499
Services	$207,570	$171,250	$448,262	$451,307	$473,257	$471,176
Repair and Maintenance	$140,529	$117,568	$72,478	$83,000	$83,000	$83,000
Miscellaneous	$67,813	$46,470	$49,582	$53,000	$38,850	$50,500
Capital Assets >$5,000 per unit	–	–	$10,998	$5,000	$5,000	$5,000
EXPENSES TOTAL	$7,257,383	$7,661,515	$8,339,796	$8,498,448	$8,498,448	$9,095,731

BUDGETED POSITIONS

Class/Position Title	FY2023	FY2024	FY2025	FY2026	FY2027
FTE					
42 Police Chief	1	1	1	1	0
42 Chief of Police	0	0	0	0	1
38 Assistant Chief of Police	1	1	1	1	1
35 Police Lieutenant	2	2	2	2	2
34 Public Safety, Tech Mgr & Emergency Management Coordinator*	1	1	1	1	1
32 Police Sergeant	9	9	9	9	8
31 Police Officer/Detective	2	2	2	2	3
30 Police Corporal	4	4	4	4	4
29 Police Officer	21	21	21	21	25
27 Public Safety Technology / Emergency Management Specialist	0	0	0	1	1
24 Police Communications Supervisor	1	1	1	1	1
24 Detention Supervisor	1	1	1	1	1
21 Police Records Manager	1	1	1	1	1
21 Executive Assistant	1	1	1	1	1
20 Property & Evidence Manager*	1	1	1	1	1
20 Detention Officer	4	4	4	4	6
18 Police Records Clerk	0	0	0	1	1
18 Police Communications Officer	8	8	8	8	8
FTE	58	58	58	60	66

Emergency Management Division

Mission:

The mission of the City of Ennis Office of Emergency Management is to minimize the loss of life, property, and environmental damage in the event of a disaster. We aim to build a safer and more resilient community while enhancing the capacity of the city's staff and partner agencies to respond effectively to emergencies and disasters.

We are dedicated to:

- Ensuring an accurate and updated Emergency Management Plan,
- Coordinating comprehensive training to ensure readiness across all City departments,
- Partnering with regional and state agencies to support emergency operations,
- Promoting safety and security at events, festivals and gatherings within our city.
- Ensuring continuity of government and essential services during emergencies.

Through proactive planning, collaboration, and leadership, The Office of Emergency Management works to safeguard lives, property, and community well-being in times of crisis.

Recent Accomplishments:

- Increased the number of outdoor warning sirens from seven to ten, expanding coverage across the city to enhance public safety for residents and visitors. This is part of a long-term goal to achieve full siren coverage citywide.
- Established the City's first dedicated Emergency Management budget, along with the appointment of full-time Emergency Management Director, marking a significant step forward in building organizational capacity and preparedness.

DEPARTMENTAL EXPENDITURES

	FY 2023 ACTUALS	FY 2024 ACTUALS	FY 2025 ACTUALS	FY 2026 ADOPTED	FY 2026 AMENDED	FY 2027 PROPOSED
Expenses						
Supplies and Small Equipment	–	–	–	$4,000	$4,000	$11,743
Services	–	–	$7,067	$28,000	$28,000	$30,322
Repair and Maintenance	–	–	–	$1,000	$1,000	$1,000
Miscellaneous	–	–	$3,300	$8,500	$8,500	$8,500
EXPENSES TOTAL	–	–	$10,367	$41,500	$41,500	$51,565

Fleet Services Division

Mission:

The mission of the City of Ennis Fleet Services Department is to provide cost-effective, reliable, and efficient fleet management to support the operational needs of all City departments.

We are dedicated to:

- Developing and maintaining vehicle and equipment replacement schedules to ensure safety and efficiency,
- Coordinating the acquisition of new fleet assets and the disposal of surplus inventory,
- Managing the City's fuel inventory to support uninterrupted service delivery,
- Negotiating and administering vendor contracts to maximize value and performance,
- Providing high-quality maintenance and support to extend the life of City vehicles and equipment,
- Promoting responsible resource use and operational sustainability.

Through strategic planning, accountability, and customer-focused service, Fleet Services ensures the City's fleet remains dependable and ready to serve the community.

Recent Accomplishments:

- Provided specialized service maintenance training for shop technicians on the current fleet of fire apparatus, resulting in a cost savings of approximately $20,000.
- Implemented OpenGov Fleet Management across all City departments to streamline and

schedule vehicle maintenance services.

- Established real-time fuel monitoring through FuelMaster Live, ensuring continuous tracking and preventing fuel shortages across City operations.
- Conducted safety and inspection training on pre-trip and post-trip procedures for Public Works and Utilities staff, reducing breakdowns and ensuring daily vehicle inspections are documented.
- Achieved over $20,000 in cost savings by performing standard vehicle services (e.g., oil changes) in-house rather than outsourcing to third-party providers such as Valvoline. Secured 7% to 30% savings on vehicle parts by leveraging vendor relationships with FleetPride and increasing in-house maintenance capabilities.
- Realized a 10% savings on tire expenses by partnering with Southern Tire Mart and maintaining tire inventory at the Fleet Services facility.
- Proposed and began scheduling Advanced Automotive Service Excellence (ASE) certification training for technicians to enhance internal expertise and service quality.

DEPARTMENTAL EXPENDITURES

	FY 2023 ACTUALS	FY 2024 ACTUALS	FY 2025 ACTUALS	FY 2026 ADOPTED	FY 2026 AMENDED	FY 2027 PROPOSED
Expenses						
Salary and Benefits	$232,179	$315,913	$339,841	$341,752	$341,752	$378,212
Supplies and Small Equipment	$17,097	$17,615	$18,612	$14,950	$14,950	$15,750
Services	$14,050	$14,168	$11,970	$16,291	$16,291	$16,264
Repair and Maintenance	$13,503	$3,142	$8,951	$6,000	$6,000	$6,000
Miscellaneous	–	–	$1,163	$4,000	$4,000	$4,377
Capital Assets >$5,000	$198,563	$59,494	$9,146	$500	$500	$500
EXPENSES TOTAL	$475,391	$410,332	$389,683	$383,493	$383,493	$421,103

BUDGETED POSITIONS

Class/Position Title	FY2023	FY2024	FY2025	FY2026	FY2027
FTE					
29 Equipment Services Superintendent	1	1	1	1	1
18 Mechanic	2	2	2	2	2
FTE	3	3	3	3	3

Railroad Museum Department

Mission:

The Ennis Railroad & Cultural Heritage Museum is dedicated to preserving the physical legacy, historical context, cultural landscape and experience of rail transportation in Ennis, as well as the impact of local heroes and prominent citizens.

We are dedicated to:

- Preserving artifacts, documents, and exhibits that reflect the historical significance of the railroad in Ennis,
- Educating the public on the cultural and economic impact of rail transportation on the city's development,
- Showcasing the lives and legacies of prominent citizens who shaped the Ennis community,
- Offering engaging and accessible experiences that connect residents and visitors to local history,
- Maintaining an inclusive and informative environment that fosters appreciation for Ennis's heritage,
- Partnering with local organizations to support cultural preservation and historical education.

Through stewardship, storytelling, and community engagement, the museum helps preserve Ennis's identity and inspires pride in its past.

Recent Accomplishments:

- Hosted the annual Open House event during the Lights of Ennis, welcoming approximately 160 guests for holiday-themed activities, tours of the MKT caboose, and a special miniature train exhibit.
- Remodeled the museum's video viewing room by removing an outdated built-in television, installing new carpet, and mounting a new flat-screen TV to improve the space's functionality and appearance.
- Hosted a presentation by railroad historian Dennis Hogan on the Texas Midland Railroad, highlighting the history and significance of the rail line that once ran through Ennis.
- Provided tours to 65 students from Travis Elementary as part of their annual downtown walking field trip, allowing for students to explore their community and learn about local resources, history, and educational opportunities.

DEPARTMENTAL EXPENDITURES

	FY 2023 ACTUALS	FY 2024 ACTUALS	FY 2025 ACTUALS	FY 2026 ADOPTED	FY 2026 AMENDED	FY 2027 PROPOSED
Expenses						
Salary and Benefits	$25,040	$28,661	$29,213	$30,961	$30,961	$34,688
Supplies and Small Equipment	$2,469	$2,454	$1,969	$4,400	$4,400	$4,400
Services	$6,897	$5,799	$5,255	$5,918	$5,918	$6,560
Repair and Maintenance	$3,122	$1,461	$2,715	$2,947	$2,947	$3,207
Capital Assets >$5,000 per unit	$44,124	$94,228	$6,234	$0	–	$0
EXPENSES TOTAL	$81,653	$132,602	$45,386	$44,226	$44,226	$48,855

BUDGETED POSITIONS

Class/Position Title	FY2023	FY2024	FY2025	FY2026	FY2027
FTE					
5 Museum Guide	1	1	1	1	1
FTE	1	1	1	1	1

Streets Department

Mission:

The mission of the City of Ennis Streets Department is to maintain and enhance the safety, functionality, and longevity of the City's roadway and drainage systems through proactive maintenance, efficient operations, and thoughtful infrastructure improvements.

We are dedicated to:

- Managing a proactive road maintenance and preservation program to extend the life of existing streets,
- Performing essential services including pothole patching, crack sealing, paving, grading, and drainage system upkeep,
- Implementing traffic control measures to promote public safety and efficient mobility,
- Designing and improving transportation systems to accommodate all users and modes of travel,
- Responding promptly to infrastructure concerns to minimize service disruptions,
- Supporting community growth through sustainable and equitable infrastructure planning.

Through skilled labor, responsible planning, and a commitment to service, the Streets Department ensures the City's transportation network remains safe, accessible, and reliable for all.

Recent Accomplishments:

- **Streets Maintenance -** Since the beginning of the year the Streets Department has installed over 330 tons of asphalt and 140 yards of concrete, repairing city streets.
- **Ice Storm Response** *(January 2026)* - Streets Department deployed day/night shifts — including weekends — to clear city streets, with cross-departmental support from Parks, Utilities, Facility Maintenance, and Equipment Maintenance.
- **Sinkhole Repair Before Cinco De Mayo** *(May 2026)* - Two days before the North Plaza event, a major sinkhole appeared at the stage location. Streets repaired the area in 12 hours using 10 tons of rip-rap rock, 6 tons of limestone flex base, and 4 tons of asphalt — ensuring a safe event for all.
- **Ongoing Event Support** - Streets & Sanitation provide traffic control, road closures, and crowd barricades for all city events, including: Bluebonnet Market • Bluebonnet 5K/10K • Cinco De Mayo • Polka Festival • Red White & Bike • Blues on Main • Hay Maze & Pumpkin Patch • Autumn Daze • Trunk or Treat • Lights of Ennis • Lucky's Car Show

DEPARTMENTAL EXPENDITURES

	FY 2023 ACTUALS	FY 2024 ACTUALS	FY 2025 ACTUALS	FY 2026 ADOPTED	FY 2026 AMENDED	FY 2027 PROPOSED
Salary and Benefits	$595,209	$680,468	$882,035	$879,585	$879,585	$933,846
Supplies and Small Equipment	$83,236	$85,009	$80,404	$80,844	$86,844	$106,200
Services	$365,817	$338,613	$330,117	$295,056	$320,386	$340,750
Repair and Maintenance	$75,044	$80,955	$116,154	$84,300	$115,970	$470,500
Miscellaneous	$585	$4,250	$17,988	$18,000	$11,000	$18,000
Capital Assets >$5,000 per unit	–	$59,184	$16,429	$415,000	$390,579	$135,094
EXPENSES TOTAL	$1,119,891	$1,248,479	$1,443,128	$1,772,785	$1,804,364	$2,004,390

BUDGETED POSITIONS

Class/Position Title	FY2023	FY2024	FY2025	FY2026	FY2027
FTE					
29 Streets Superintendent	1	1	1	1	1
21 Streets Foreman & Crew Leader	1	1	1	1	1
19 Heavy Equipment Operator II - Streets	4	4	4	4	4
18 Sign Shop, Street Light Technician, & Concrete Finisher	1	1	1	1	1
15 Street Maintenance Worker	4	4	4	4	0
15 Street Maintenance Technician	0	0	0	0	4
FTE	11	11	11	11	11

Transportation Services Department

Mission:

The mission of the City of Ennis Transportation Services Department is to provide cost-effective, reliable, and efficient Fleet, Sanitation, Streets and Facility divisions, supporting the operational needs of all City departments and citizens.

We are dedicated to:

- Managing a proactive road maintenance and preservation program to extend the life of existing streets,
- Performing essential services including pothole patching, crack sealing, paving, grading, and drainage system upkeep,
- Implementing traffic control measures to promote public safety and efficient mobility,
- Designing and improving transportation systems to accommodate all users and modes of travel,
- Responding promptly to infrastructure concerns to minimize service disruptions,
- Supporting community growth through sustainable and equitable infrastructure planning.

Recent Accomplishments:

- **Cost Savings Through In-House Work** - Resolved multiple lighting safety concerns at the Water Treatment Plant entirely in-house, avoiding contractor installation and rewiring costs. Reduced outside contractor dependence by handling a high volume of work orders internally, when contractors are required, work is closely managed to ensure quality and avoid repeat costs.
- **Facility Transitions & Support** - Supported the Library relocation and assisted Utility Operations in setting up their new facility, contributing to overall cost savings across departments.
- **Asset Management** - Coordinated efforts to integrate resources for usage in Opengov, which will departments to track costs associated with various operations and create transparency for future reporting needs.

DEPARTMENTAL EXPENDITURES

	FY 2023 ACTUALS	FY 2024 ACTUALS	FY 2025 ACTUALS	FY 2026 ADOPTED	FY 2026 AMENDED	FY 2027 PROPOSED
Expenses						
Salary and Benefits	–	–	–	–	$154,900	$372,256
Supplies and Small Equipment	–	–	–	–	$6,057	$10,500
Services	–	–	–	–	$11,434	$10,952
Repair and Maintenance	–	–	–	–	$6,545	$1,000
Miscellaneous	–	–	–	–	$5,598	$14,000
EXPENSES TOTAL	–	–	–	–	$184,534	$408,708

BUDGETED POSITIONS

Class/Position Title	FY2023	FY2024	FY2025	FY2026	FY2027
FTE					
34 Public Works Assistant Director – Transportation Services	0	0	0	0	1
21 Executive Assistant	0	0	0	0	1
18 Senior Facilities Technician	0	0	0	0	1
FTE	0	0	0	0	3

Non-Departmental

Mission:

The Non-departmental is used to account for expenditures and transfers that are not assigned to any specific department.

DEPARTMENTAL EXPENDITURES

	FY 2023 ACTUALS	FY 2024 ACTUALS	FY 2025 ACTUALS	FY 2026 ADOPTED	FY 2026 AMENDED	FY 2027 PROPOSED
Expenses						
Salary and Benefits	–	–	–	-$250,000	-$82,389	$0
Supplies and Small Equipment	$98,870	$16,685	$29,473	$34,000	$24,000	$33,000
Services	$1,305,344	$1,540,647	$2,003,759	$1,478,240	$1,498,970	$1,486,500
Repair and Maintenance	$106,148	$381,904	$324,479	$350,300	$344,570	$353,901
Miscellaneous	$1,224,462	$959,029	$1,044,318	$1,722,731	$1,671,190	$1,126,700
Capital Assets >$5,000 per unit	$4,556,278	$1,134,773	$343,747	$49,671	$134,144	$85,000
Self Insurance	–	–	$61,822	–	–	–
Transfer Out	$629,478	$234,918	$537,934	$875,320	$875,320	$875,320
EXPENSES TOTAL	$7,920,580	$4,267,956	$4,345,532	$4,260,262	$4,465,805	$3,960,421

ENTERPRISE FUNDS

Enterprise funds are used to account for services that are similar to private businesses and are provided to the general public. The goal of an enterprise fund is to recover costs through user charges.

Airport Fund

Description

An enterprise fund used to account for the Ennis Airport operations.

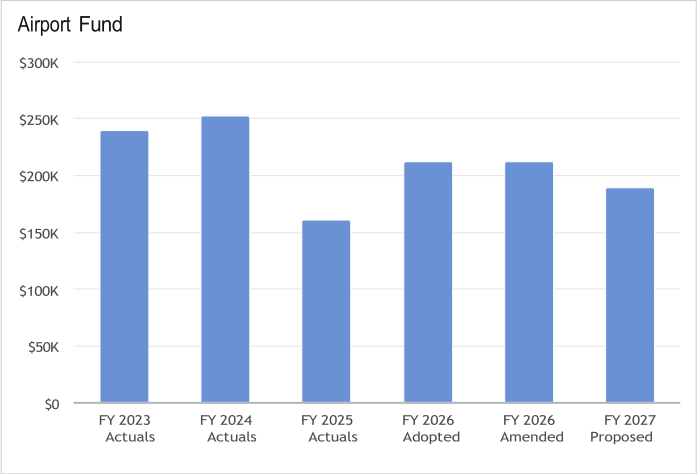

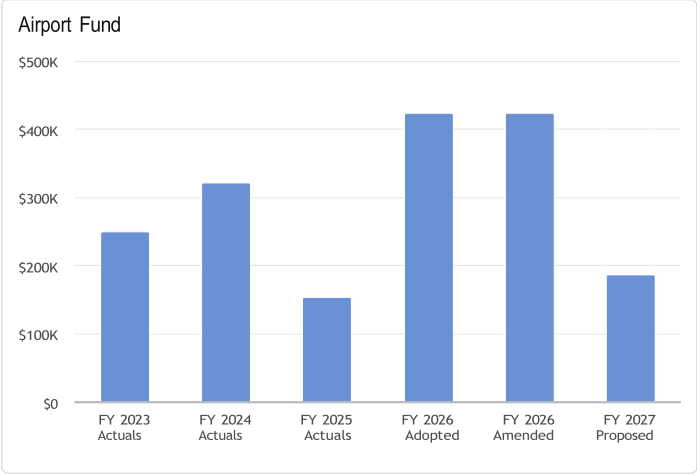

Revenues and Funding Sources

	FY 2023 ACTUALS	FY 2024 ACTUALS	FY 2025 ACTUALS	FY 2026 ADOPTED	FY 2026 AMENDED	FY 2027 PROPOSED
Revenues						
312 - Airport Fund	**$239,417**	**$252,156**	**$160,870**	**$212,000**	**$212,000**	**$189,000**
REVENUES TOTAL	**$239,417**	**$252,156**	**$160,870**	**$212,000**	**$212,000**	**$189,000**

Expenditures

	FY 2023 ACTUALS	FY 2024 ACTUALS	FY 2025 ACTUALS	FY 2026 ADOPTED	FY 2026 AMENDED	FY 2027 PROPOSED
Expenses						
Airport	**$250,353**	**$321,946**	**$148,300**	**$418,384**	**$418,384**	**$189,357**
Non-Departmental	**–**	**–**	**–**	**$0**	**–**	**$0**
Transfers	**–**	**–**	**$4,994**	**$5,625**	**$5,625**	**$0**
EXPENSES TOTAL	**$250,353**	**$321,946**	**$153,294**	**$424,009**	**$424,009**	**$189,357**

Airport Division

Mission:

The mission of the Ennis Municipal Airport is to provide a high quality, safe, and attractive general aviation airport, serving as a front door to the City while generating revenue to self-fund operations as well as grant matches.

Recent Accomplishments:

- Received the Federal Aviation Administration's and Texas Department of Transportation's (TxDOT) final approval of the Airport Layout Plan
- Secured $7.6 million in grant funding through TxDOT and completed the engineering design and construction bid documents for the TxDOT-administered airport project; the grant will be used for the widening and rehabilitation of the existing runway, taxiway, crossovers, and airport lighting systems, as well as the extension of the taxiway.
- Utilizing additional grant funding received through TxDOT, advertised construction bid documents for the installation of an Automated Weather Observation System (AWOS) on airport proper.
- With the assistance of the Airport Advisory Board, reviewed and began updating airport related City ordinances and other guiding documents designed to support and guide growth and development of airport operations and improvements.

DEPARTMENTAL EXPENDITURES

	FY 2023 ACTUALS	FY 2024 ACTUALS	FY 2025 ACTUALS	FY 2026 ADOPTED	FY 2026 AMENDED	FY 2027 PROPOSED
Expenses						
Salary and Benefits	–	–	–	$132,865	$132,865	–
Supplies and Small Equipment	$167,998	$175,406	$112,247	$180,000	$180,000	$115,000
Services	$19,333	$132,200	$24,494	$51,019	$51,019	$33,554
Repair and Maintenance	$63,022	$14,340	$11,559	$54,500	$54,500	$40,000
Transfer Out	–	–	$4,994	$5,625	$5,625	–
EXPENSES TOTAL	$250,353	$321,946	$153,294	$424,009	$424,009	$188,554

BUDGETED POSITIONS

Class/Position Title	FY 2023	FY 2024	FY 2025	FY 2026	FY 2027
27 Airport Manager	0	1	1	1	0
FTE	0	1	1	1	0

Sanitation Fund

Description:

The Sanitation Fund is to account for Sanitation operations and Refuse Collection expenses.

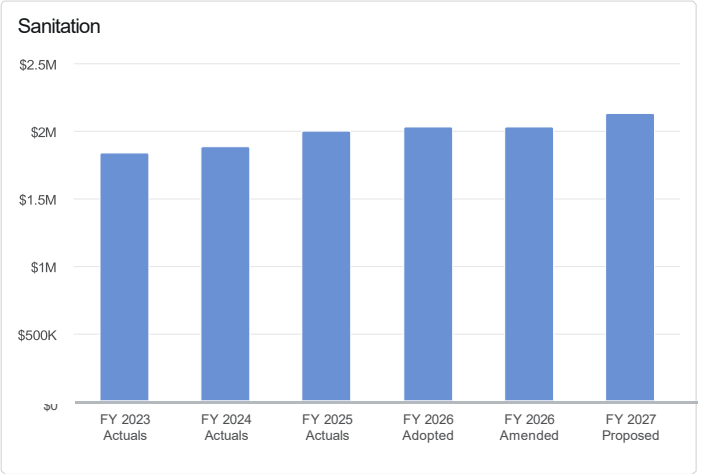

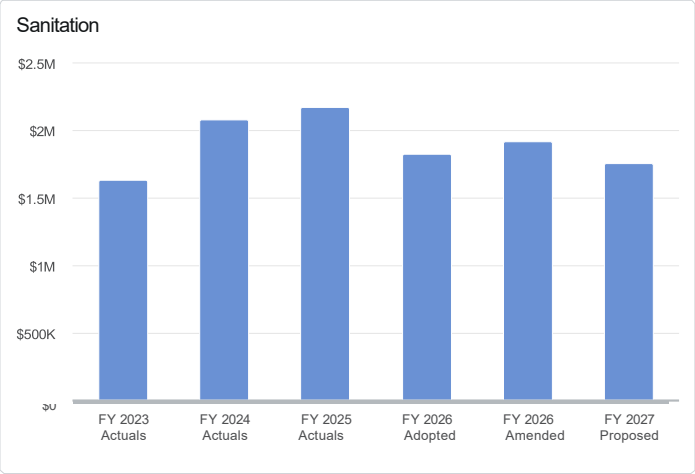

Revenues and Funding Sources

	FY 2023 ACTUALS	FY 2024 ACTUALS	FY 2025 ACTUALS	FY 2026 ADOPTED	FY 2026 AMENDED	FY 2027 PROPOSED
Revenues						
357 - Sanitation	$1,833,836	$1,879,341	$1,994,265	$2,031,000	$2,031,000	$2,131,000
REVENUES TOTAL	$1,833,836	$1,879,341	$1,994,265	$2,031,000	$2,031,000	$2,131,000

Expenditures

	FY 2023 ACTUALS	FY 2024 ACTUALS	FY 2025 ACTUALS	FY 2026 ADOPTED	FY 2026 AMENDED	FY 2027 PROPOSED
Expenses						
Refuse Collection	$1,284,257	$1,415,306	$1,518,398	$1,472,629	$1,557,629	$1,442,293
Non-Departmental	$149,517	$456,406	$339,151	$44,691	$44,691	$1,600
Transfers	$193,018	$203,018	$307,370	$307,370	$307,370	$307,370
EXPENSES TOTAL	$1,626,791	$2,074,729	$2,164,919	$1,824,690	$1,909,690	$1,751,263

Sanitation Department

Mission:

The City provides the essential service of curbside refuse and yard waste collection to all residents and some small businesses throughout the City. Collection of refuse occurs on a weekly basis throughout the year. Large and bulky items can also be scheduled and collected for a fee. The City does not provide large container (i.e. dumpster) service. The City charges all customers that receive refuse service a monthly fee based upon the size and number of City-supplied containers that each customer uses.

We are dedicated to:

- Delivering weekly curbside refuse and yard waste collection to all residential customers and eligible small businesses,
- Offering scheduled pickup of large or bulky items for a fee,
- Ensuring consistent and timely service throughout the year,
- Managing customer billing based on the size and number of City-issued containers in use,
- Educating the community on proper waste disposal and environmental responsibility,
- Maintaining high service standards through responsive operations and customer care.

While the City does not provide large container (dumpster) service, we are committed to meeting the solid waste needs of our residents with professionalism, integrity, and efficiency.

Recent Accomplishments:

- **Service Delivery -** Deployed 238 new residential carts and 104 secondary carts to meet growing demand.
  Completed 707 bulk & brush pickups while maintaining on-time collection with existing fleet resources

- **Operational Adaptations** - Managed CDL driver shortage beginning December - all positions now filled and in training.
  Added collection truck on peak days (Mon & Thu) to accommodate residential growth.
  Temporarily shifted to Wednesday-only bulk collection during shortage; full operations resumed June 1, 2026.

DEPARTMENTAL EXPENDITURES

	FY 2023 ACTUALS	FY 2024 ACTUALS	FY 2025 ACTUALS	FY 2026 ADOPTED	FY 2026 AMENDED	FY 2027 PROPOSED
Expenses						
Salary and Benefits	$956,220	$1,094,797	$1,200,681	$1,118,329	$1,088,329	$1,035,993
Supplies and Small Equipment	$98,415	$91,202	$95,871	$98,600	$98,600	$112,000
Services	$93,921	$45,913	$31,677	$39,600	$191,980	$35,819
Repair and Maintenance	$125,944	$182,933	$189,960	$214,600	$175,720	$216,981
Miscellaneous	$3,359	$460	$169	$1,500	$3,000	$1,500
Capital Assets >$5,000 per unit	$6,397	–	$40	$0	–	$40,000
Transfer Out	$193,018	$203,018	$307,370	$307,370	$307,370	$307,370
EXPENSES TOTAL	$1,477,275	$1,618,324	$1,825,768	$1,779,999	$1,864,999	$1,749,663

BUDGETED POSITIONS

Class/Position Title	FY 2023	FY 2024	FY 2025	FY 2026	FY 2027
29 Sanitation Superintendent	1	1	1	1	1
21 Sanitation Crew Leader	1	1	1	1	1
18 Sanitation Driver	5	5	5	5	5
15 Sanitation Loader	6	6	6	6	6
15 Customer Service Representative	1	1	1	1	0
FTE	14	14	14	14	13

Sanitation Non-Departmental

Description

This covers any expenditure that does not fit in within the Sanitation department.

	FY 2023 ACTUALS	FY 2024 ACTUALS	FY 2025 ACTUALS	FY 2026 ADOPTED	FY 2026 AMENDED	FY 2027 PROPOSED
Expenses						
Non-Departmental	**$149,517**	**$456,406**	**$339,151**	**$44,691**	**$44,691**	**$1,600**
EXPENSES TOTAL	**$149,517**	**$456,406**	**$339,151**	**$44,691**	**$44,691**	**$1,600**

Utility Fund

Description

This fund is an Enterprise Fund which includes the city's appropriation for the service fees charged to residents and commercial property owners for City- provided utilities. This fund is used to account for the revenues and expenditures of maintaining the facilities, infrastructure, and quality requirements pertaining to Water and Wastewater.

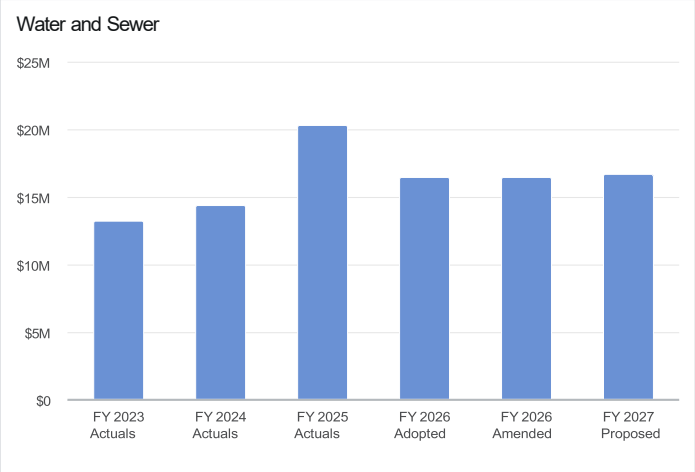

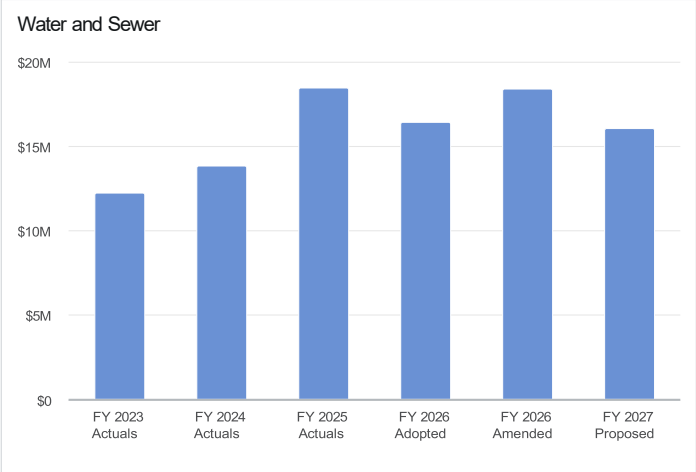

Revenues and Funding Sources

	FY 2023 ACTUALS	FY 2024 ACTUALS	FY 2025 ACTUALS	FY 2026 ADOPTED	FY 2026 AMENDED	FY 2027 PROPOSED
Miscellaneous Revenue	$43,210	$14,863	$133,110	$175,000	$175,000	$25,000
Bond Proceeds	–	$80,717	–	–	–	–
Licenses, Fees and Permits	$140,272	$157,485	$185,027	$150,000	$150,000	$163,317
Interest on Investments	$98,893	$152,009	$170,136	$150,000	$150,000	$212,850
Water and Sewer Revenue	$12,901,987	$13,827,750	$16,926,062	$15,942,300	$15,942,300	$16,275,474
Transfer In	–	$150,000		–	$480,217	–
REVENUES TOTAL	$13,184,361	$14,382,824	$20,271,570	$16,417,300	$16,417,300	$16,676,641

Expenditures

	FY 2023 ACTUALS	FY 2024 ACTUALS	FY 2025 ACTUALS	FY 2026 ADOPTED	FY 2026 PROPOSED	FY 2027 PROPOSED
Utility Operations	–	–	$229,906	$1,690,550	$1,078,734	$268,121
Distribution & Collection	–	–	$408,352	$3,130,829	$3,008,732	$2,844,121
Public Works	--	--	--	--	$747,953	$1,108,796
Utility Billing	$691,280	$850,254	$1,303,249	$812,797	$812,797	$824,866
Water	$4,178,910	$4,399,939	$4,762,734	$3,576,914	$5,051,657	$2,893,455
Wastewater	$2,630,255	$3,240,741	$3,136,714	$1,872,726	$2,387,515	$2,185,470
Debt Service	$2,384,149	$2,323,467	$5,616,159	$2,286,322	$2,286,322	$3,716,924
Non-Departmental	$393,149	$525,383	$214,971	$652,960	$613,969	$549,100
Transfers	$1,944,905	$2,513,070	$2,575,337	$2,385,903	$2,385,903	$2,385,903
EXPENSES TOTAL	$12,222,648	$13,852,854	$18,429,687	$16,409,001	$18,373,310	$16,776,756

Public Works Department

Mission:

Our purpose is to provide the community with the highest quality water, sanitation, and streets services possible. Our priorities are to maintain a cost-effective operation while providing efficient services. We are dedicated to accomplishing the mission through prudent allocation of resources, utilizing advanced technology, innovative teamwork, and timely coordination.

We are dedicated to:

- Delivering safe and dependable water, sanitation, and street services,
- Maintaining cost-effective operations through responsible resource management,
- Utilizing advanced technology and industry best practices to enhance service delivery,
- Responding promptly to infrastructure needs and public concerns,
- Promoting innovation, teamwork, and accountability within all service areas,
- Ensuring the integrity and sustainability of public assets for future generations.

Through a commitment to excellence and continuous improvement, the Public Works Department supports the quality of life and growth of the City of Ennis.

Recent Accomplishments:

- Establish better construction inspections policies and guidelines
- Redeveloped personnel training, hiring, and development policies and guidelines
- Established roles and responsibility guidelines to better define job classifications, align positions with correct training, establishing paths for progression
- Realigned the Engineering Department to better handle engineering, project management, inspections, right-of-way permits, and line locating

DEPARTMENTAL EXPENDITURES

	FY 2023 ACTUALS	FY 2024 ACTUALS	FY 2025 ACTUALS	FY 2026 ADOPTED	FY 2026 AMENDED	FY 2027 PROPOSED
Expenses						
Salary and Benefits	$313,037	$334,889	$350,298	$348,759	$1,019,967	$1,063,870
Supplies and Small Equipment	$2,548	$4,714	$6,649	$6,777	$720	$12,801
Services	$18,898	$13,909	$13,496	$14,224	$2,790	$10,725
Repair and Maintenance	$31,211	$11,254	$14,879	$6,650	$105	$9,400
Miscellaneous	$1,927	$853	$10,257	$6,500	$902	$12,000
Capital Assets >$5,000 per unit	–	$4,895	$8,503	$0	$16,848,686	$0
EXPENSES TOTAL	$367,619	$370,514	$404,081	$382,910	$17,873,170	$1,108,796

BUDGETED POSITIONS

Class/Position Title	FY2023	FY2024	FY2025	FY2026	FY2027
FTE					
41 Public Works Director	0	0	0	0	1
41 Public Works & Utilities Director	1	1	1	1	0
37 Civil Engineer	0	0	0	0	1
31 Project Manager	0	0	0	0	1
27 Asset Manager	0	0	0	0	1
23 Construction Inspector	0	0	0	0	2
21 Public Works Office Manager	1	1	1	1	0
19 Line Locator	0	0	0	0	1
18 Administrative Assistant	0	0	0	0	1
FTE	2	2	2	2	8

Utility Billing Department

Mission:

The mission of the City of Ennis Utility Billing Department is to deliver accurate, timely, and transparent utility billing services while providing exceptional customer support to residents, businesses, and stakeholders.

We are dedicated to:

- Ensuring the precise assessment and collection of utility charges,
- Maintaining efficient billing and payment processes that support the City's financial stability,
- Providing clear, accessible, and courteous communication to all utility customers,
- Resolving customer inquiries and concerns with professionalism and care,
- Continuously improving service delivery through technology and process enhancements,
- Upholding the highest standards of integrity, accountability, and responsiveness.

By fostering trust and delivering service excellence, the Utility Billing Department plays a vital role in supporting the City’s operations and meeting the needs of our growing community.

Recent Accomplishments:

- Increased online bill payment enrollment by 402 new users compared to the previous fiscal year, expanding customer access to convenient self- service payment options and enhancing overall customer service.
- Replaced 241 stop meters, improving the reliability and accuracy of utility service connections.
- Established 1,684 new customer accounts, supporting the City's continued growth.

DEPARTMENTAL EXPENDITURES

	FY 2023 ACTUALS	FY 2024 ACTUALS	FY 2025 ACTUALS	FY 2026 ADOPTED	FY 2026 AMENDED	FY 2027 PROPOSED
Expenses						
Salary and Benefits	$474,147	$495,134	$575,023	$609,341	$609,341	$602,210
Supplies and Small Equipment	$16,461	$18,060	$18,044	$18,200	$18,200	$18,350
Services	$197,828	$334,270	$704,515	$181,956	$181,956	$200,056
Repair and Maintenance	$2,444	$2,591	$5,376	$2,600	$2,600	$3,000
Miscellaneous	$400	$199	$291	$700	$700	$1,250
EXPENSES TOTAL	$691,280	$850,254	$1,303,249	$812,797	$812,797	$824,866

BUDGETED POSITIONS

Class/Position Title	FY 2023	FY 2024	FY 2025	FY 2026	FY 2027
27 Accounting Supervisor & Finance Administrator	1	1	1	1	1
27 Accounting Supervisor & Finance Administrator	1	1	1	1	1
18 Utility Field Service Technician II	1	1	1	1	1
17 Utility Field Service Technician I	0	0	1	1	1
15 Utility Customer Service Representative	2	2	2	2	2
15 Meter Reader	1	1	1	1	1
FTE	6	6	7	7	7

Utility Operations Department

Mission:

The mission of the City of Ennis Utility Operations Department is to provide reliable water treatment, utility distribution and collection, wastewater treatment.

Recent Accomplishments:

- Hosted a Utility Town Hall meeting to address community questions and concerns.
- Implemented updated head protection and safety footwear policies.
- Supported staff participation in the Texas Water Conference in San Antonio
  - Recognized a team member's induction as the Operations and Maintenance Vice Chair for the Operations committee.
- Partnered with Utility Billing to distribute Consumer Confidence Reports (CCR) to Ennis residents.
- Conduct weekly staff meetings to review departmental accomplishments, address current issues, and identify resource or operational needs. These meetings ensure alignment across all teams and support ongoing organizational improvements.

DEPARTMENTAL EXPENDITURES

	FY 2023 ACTUALS	FY 2024 ACTUALS	FY 2025 ACTUALS	FY 2026 ADOPTED	FY 2026 AMENDED	FY 2027 PROPOSED
Expenses						
Salary and Benefits	–	–	$229,879	$767,095	$452,211	$253,121
Supplies and Small Equipment	–	–	$27	$4,705	$4,405	$2,900
Services	–	–	–	$904,000	$607,368	$0
Repair and Maintenance	–	–	–	$2,750	$2,750	$700
Miscellaneous	–	–	–	$12,000	$12,000	$11,400
EXPENSES TOTAL	–	–	$229,906	$1,690,550	$1,078,734	$268,121

BUDGETED POSITIONS

Class/Position Title	FY 2023	FY 2024	FY 2025	FY 2026	FY 2027
41 Utility Operations Director	0	0	1	1	0
34 Utility Operations Assistant Director	0	0	1	1	1
34 Public Works Assistant Director - Utility Operations	0	0	0	0	1
29 Utility Operations Environmental Compliance & Safety Coordinator	0	0	1	1	
21 Utility Operations Administrative Coordinator	0	0	1	1	0
19 Utilities Maintenance Technician	0	0	1	1	0
15 Meter Reader & Water Technician	0	0	1	1	0
FTE	0	0	6	6	2

Distribution and Collection Department

Mission:

The mission of the City of Ennis Distribution and Collection Department is to maintain and improve the water distribution and wastewater collection systems to ensure uninterrupted, high-quality service delivery to residents and businesses.

We are dedicated to:

- Managing the repair, replacement, and inspection of water lines, sewer lines, and related infrastructure,
- Responding to service disruptions and system failures promptly and efficiently,
- Conducting routine system flushing, cleaning, and preventative maintenance to extend asset life,
- Collaborating with Utility Operations and Public Works to support citywide development and capital projects,
- Upholding safety, compliance, and customer service standards in every field operation.

DEPARTMENTAL EXPENDITURES

	FY 2023 ACTUALS	FY 2024 ACTUALS	FY 2025 ACTUALS	FY 2026 ADOPTED	FY 2026 AMENDED	FY 2027 PROPOSED
Expenses						
Salary and Benefits	–	–	$392,244	$1,295,224	$1,295,224	$1,640,516
Supplies and Small Equipment	–	–	$1,823	$58,105	$61,605	$84,755
Services	–	–	$4,413	$152,500	$91,860	$163,000
Repair and Maintenance	–	–	$9,872	$900,000	$878,729	$696,000
Miscellaneous	–	–	–	$25,000	$25,000	$49,850
Capital Assets >$5,000 per unit	–	–	–	$700,000	$656,313	$210,000
EXPENSES TOTAL	–	–	$408,352	$3,130,829	$3,008,732	$2,844,121

BUDGETED POSITIONS

Class/Position Title	FY 2023	FY 2024	FY 2025	FY 2026	FY 2027
29 Distribution & Collection Superintendent	0	0	1	1	1
24 Distribution & Collection Supervisor	0	0	1	1	1
21 Utilities Crew Leader	0	0	4	4	5
19 Utilities Maintenance Technician	0	0	8	8	11
FTE	0	0	14	14	18



Wastewater Department

Mission:

The mission of the City of Ennis Wastewater Department is to protect public health and the environment by effectively managing the collection and treatment of wastewater and maintaining essential water infrastructure.

We are dedicated to:

- Operating and maintaining wastewater treatment facilities in compliance with all regulatory standards,
- Managing the wastewater collection system, including 23 lift stations, mains, manholes, and cleanouts,
- Supporting potable water distribution through system repairs, maintenance, and oversight of elevated storage tanks, mains, taps, hydrants, and meters,
- Ensuring the safe and efficient treatment of surface water and wastewater to safeguard natural resources,
- Responding to system issues promptly to minimize disruptions and environmental impacts,
- Promoting sustainability and reliability through preventative maintenance and capital improvements.

Through operational excellence, regulatory compliance, and a commitment to service, the Wastewater Department plays a vital role in supporting the health, safety, and growth of the Ennis community.

Recent Accomplishments:

- Sewer Capacity study
- Pretreatment Coordinator obtained an A wastewater license
- Two Operators achieved their D license within their first year of employment.
- Reduced chemical usage by optimizing treatment performance
- Completed critical repairs throughout the treatment facility
- Installed a memorial flagpole in honor of former employees who have passed.

DEPARTMENTAL EXPENDITURES

	FY 2023 ACTUALS	FY 2024 ACTUALS	FY 2025 ACTUALS	FY 2026 ADOPTED	FY 2026 AMENDED	FY 2027 PROPOSED
Expenses						
Salary and Benefits	$1,300,334	$1,221,711	$1,455,089	$850,202	$943,253	$1,066,121
Supplies and Small Equipment	$359,889	$324,616	$353,319	$326,255	$375,171	$398,879
Services	$518,771	$534,198	$602,048	$355,369	$441,012	$459,093
Repair and Maintenance	$417,819	$370,716	$690,722	$290,500	$409,182	$215,777
Miscellaneous	$31,492	$7,730	$27,537	$42,400	$42,400	$37,600
Capital Assets >$5,000 per unit	$1,949	$131,770	$7,999	$8,000	$176,498	$8,000
Grants	–	$650,001	–	$0	–	$0
EXPENSES TOTAL	$2,630,255	$3,240,741	$3,136,714	$1,872,726	$2,387,515	$2,185,470

BUDGETED POSITIONS

Class/Position Title	FY2023	FY2024	FY2025	FY2026	FY2027
FTE					
29 Wastewater Treatment Plant Superintendent	1	1	1	1	1
29 Environmental Compliance & Safety Coordinator	1	1	1	0	0
27 Wastewater Pre-Treatment Plant Coordinator	0	0	0	0	1
24 Wastewater Treatment Plant Foreman	1	1	1	1	1
21 Utilities Crew Leader	2	2	2	0	0
19 Wastewater Plant Laboratory Manager	1	1	1	1	1
19 Utilities Maintenance Technician	5	5	5	0	0
18 Wastewater Treatment Plant Operator	6	6	6	7	7
FTE	17	17	17	10	11

Water Department

Mission:

The mission of the City of Ennis Water Department is to provide safe, high-quality drinking water while maintaining reliable infrastructure and meeting all regulatory standards that protect public health and the environment.

We are dedicated to:

- Producing and delivering drinking water in full compliance with the Environmental Protection Agency (E.P.A.) and the Texas Commission on Environmental Quality (TCEQ) regulations,
- Maintaining and operating the water distribution system to ensure uninterrupted service,
- Responding quickly to system issues and minimizing service disruptions,
- Investing in system improvements that enhance efficiency, safety, and sustainability,
- Managing water resources responsibly to meet the needs of current and future generations,
- Promoting public awareness of water conservation and quality.

Through operational excellence, regulatory compliance, and a commitment to service, the Water Department plays a critical role in supporting the safety, health and growth of the Ennis community.

Recent Accomplishments:

- Installed three generators to enhance system reliability
- Completed the CY2025 Customer Confidence Report (CCR)
- Brought Water Tower Three online to support city wide service capacity.
- Completed annual maintenance of sedimentation basins.
- Performed critical in-house repairs including addressing an ammonia leak and preparing to complete a valving project.

DEPARTMENTAL EXPENDITURES

	FY 2023 ACTUALS	FY 2024 ACTUALS	FY 2025 ACTUALS	FY 2026 ADOPTED	FY 2026 AMENDED	FY 2027 PROPOSED
Expenses						
Salary and Benefits	$1,694,001	$1,948,369	$2,109,799	$1,568,540	$1,042,420	$893,668
Supplies and Small Equipment	$1,401,940	$1,301,968	$1,337,579	$1,359,467	$1,359,467	$1,357,556
Services	$406,473	$397,823	$393,137	$324,907	$319,765	$355,900
Repair and Maintenance	$661,207	$480,504	$838,082	$256,500	$268,883	$194,540
Miscellaneous	$15,290	$55,734	$61,135	$66,500	$60,123	$69,614
Capital Assets >$5,000 per unit	–	$215,540	$23,003	$1,000	$2,001,000	$22,157
EXPENSES TOTAL	$4,178,910	$4,399,939	$4,762,734	$3,576,914	$5,051,657	$2,893,455

BUDGETED POSITIONS

Class/Position Title	FY2023	FY2024	FY2025	FY2026	FY2027
FTE					
40 Assistant Director Public Works & Utilities	1	1	1	0	0
37 City Engineer	0	0	1	1	0
31 Public Works Project Manager	1	1	1	1	0
29 Water Treatment Plant Superintendent	1	1	1	1	1
29 Distribution & Collection Superintendent	1	1	1	0	0
27 Public Works Asset Manager	1	1	1	1	0
27 Financial Analyst	0	0	1	0	0
24 Water Treatment Plant Foreman	0	0	1	0	0
24 Distribution & Collection Supervisor	1	1	1	0	0
23 Public Works Construction Inspector	1	1	1	1	0
21 Utilities Crew Leader	2	2	2	0	0
19 Utilities Maintenance Technician	4	4	4	0	0
18 Water Treatment Plant Operator	6	6	6	8	8
18 Administrative Assistant	1	1	1	0	0
15 Meter Reader & Water Technician	1	1	1	0	0
FTE	21	21	24	13	9

Utility Fund Non-Departmental

Description

The non-departmental is used to account for expenditures and transfers that are not assigned to any specific department.

	FY 2023 ACTUALS	FY 2024 ACTUALS	FY 2025 ACTUALS	FY 2026 ADOPTED	FY 2026 AMENDED	FY 2027 PROPOSED
Expenses						
Non-Departmental	**$393,149**	**$525,383**	**$214,971**	**$652,960**	**$613,696**	**$549,100**
Transfers	**$1,944,905**	**$2,513,070**	**$2,575,337**	**$2,385,903**	**$2,385,903**	**$2,385,903**
EXPENSES TOTAL	**$2,338,054**	**$3,038,453**	**$2,790,308**	**$3,038,863**	**$2,999,599**	**$2,935,003**



Water and Sewer Capital Improvement Projects

Overview

This fund is used to account for improvements to Water and Sewer infrastructure and funded from the issuance of debt.

Capital Fund Summary

	FY 2026 PROPOSED	FY 2027 PROPOSED
Revenues		
Miscellaneous Revenue	$0	$0
Bond Proceeds	$0	$0
Interest on Investments	$240,000	$263,340
Water and Sewer Revenue	$0	$0
REVENUES TOTAL	$240,000	$263,340
Expenses		
Water		
Professional Services	$0	$0
Water Treatment Plant Expansion	$0	$0
Downtown Waterline Relocate	$0	$0
18" Water Transmission Line	$0	$0
Water Line Ennis Ave at Main St	$0	$0
New City Hall	$0	$0
Lead Service Line Replacement	$0	$2,775,510
Water Plant	$0	$0
Water Capital Projects	$0	$0
WATER TOTAL	$0	$0

	FY 2026 PROPOSED	FY 2027 PROPOSED
Wastewater		
Professional Services	$0	$0
Liska Basin Lift Station Forcemain Replacement	$0	$0
Waste Water Flume Replacement	$0	$0
Sewer Line Avenue E-CovidLocalRecoveryFu nd	$0	$0
I-45 Sewer	$0	$0
Arnold St Liftstation	$0	$0
Liska Basin Manhole Rehabilitation	$0	$0
Wastewater Capital Projects	$0	$0
WASTEWATER TOTAL	$0	$0
Non-Departmental		
Machinery Tools & Equipment	$0	$0
NON- DEPARTMENTAL TOTAL	$0	$0
EXPENSES TOTAL	$0	$2,775,510

SPECIAL REVENUE FUNDS

Special revenue funds account for specific sources that can be legally spent for designated purposes only.

CCPD Fund

Description

This fund is used to account for the 1/4 cent Crime Control Tax. The revenue from this tax is intended to enhance the law enforcement capabilities of the Ennis Police Department by providing critical equipment and personnel.

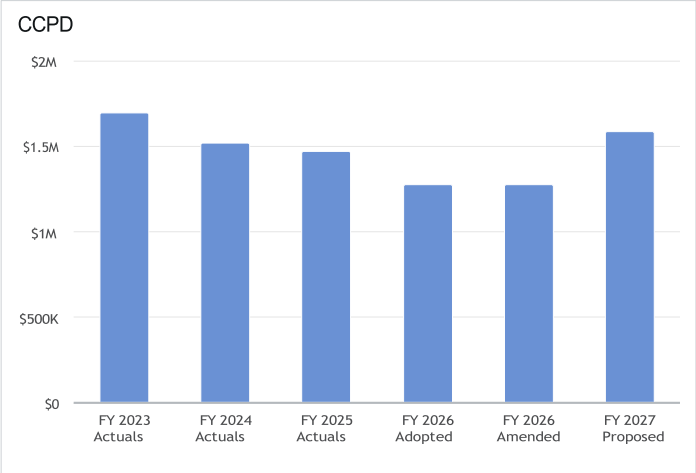

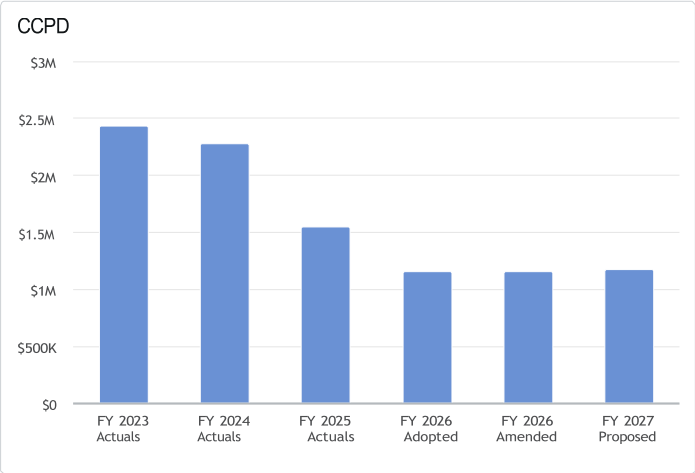

Revenues and Funding Sources

	FY 2023 ACTUALS	FY 2024 ACTUALS	FY 2025 ACTUALS	FY 2026 ADOPTED	FY 2026 AMENDED	FY 2027 PROPOSED
Revenues						
111 - CCPD	**$1,693,535**	**$1,520,827**	**$1,466,690**	**$1,276,462**	**$1,276,462**	**$1,511,976**
REVENUES TOTAL	**$1,693,535**	**$1,520,827**	**$1,466,690**	**$1,276,462**	**$1,276,462**	**$1,511,976**

Expenditures

	FY 2023 ACTUALS	FY 2024 ACTUALS	FY 2025 ACTUALS	FY 2026 ADOPTED	FY 2026 AMENDED	FY 2027 PROPOSED
Expenses						
Transfers	**$1,259,888**	**$1,564,438**	**$1,478,880**	**$1,103,572**	**$1,103,572**	**$1,123,824**
Police Admin	**$1,169,480**	**$716,859**	**$68,234**	**$51,000**	**$51,000**	**$87,000**
EXPENSES TOTAL	**$2,429,368**	**$2,281,297**	**$1,547,114**	**$1,154,572**	**$1,154,572**	**$1,210,824**

Court Security Fund

Description

This fund accounts for the collection of a municipal court security fee. The proceeds of a fee attached to each conviction are dedicated to securing the municipal court.

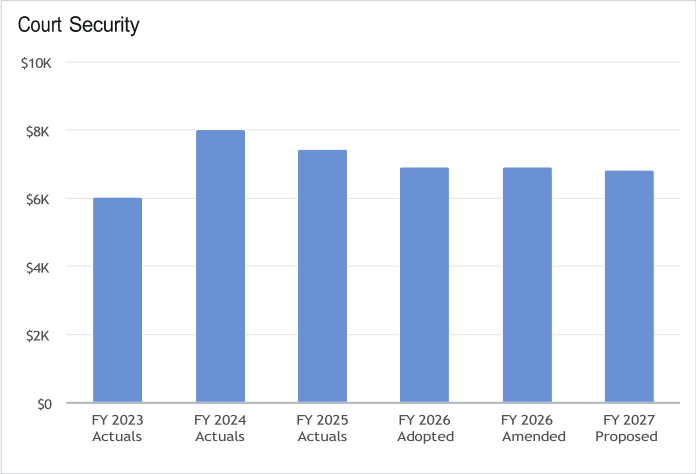

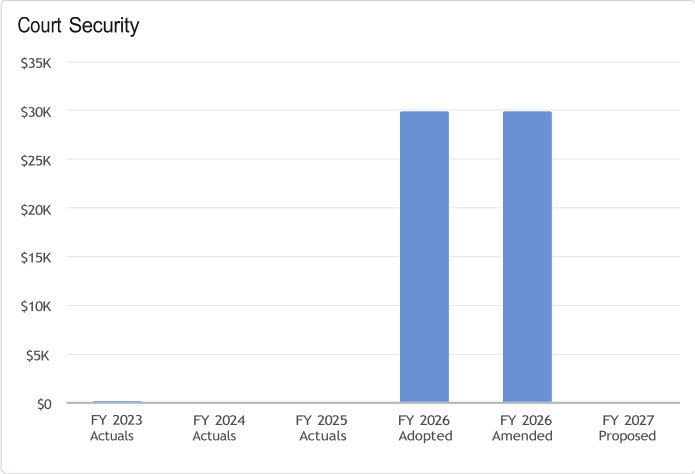

Revenues and Funding Sources

	FY 2023 ACTUALS	FY 2024 ACTUALS	FY 2025 ACTUALS	FY 2026 ADOPTED	FY 2026 AMENDED	FY 2027 PROPOSED
Revenues						
259 - Court Security	**$6,030**	**$8,019**	**$7,418**	**$6,900**	**$6,900**	**$6,831**
REVENUES TOTAL	**$6,030**	**$8,019**	**$7,418**	**$6,900**	**$6,900**	**$6,831**

Expenditures

	FY 2023 ACTUALS	FY 2024 ACTUALS	FY 2025 ACTUALS	FY 2026 ADOPTED	FY 2026 AMENDED	FY 2027 PROPOSED
Expenses						
Municipal Court	**$195**	**–**	**–**	**$30,000**	**$30,000**	**–**
EXPENSES TOTAL	**$195**	**–**	**–**	**$30,000**	**$30,000**	**–**

Court Technology Fund

Description

This fund accounts for the collection of municipal court technology fee. The proceeds of a fee attached to each conviction are dedicated to acquisition of technology that enhances the operation efficiency of the court.

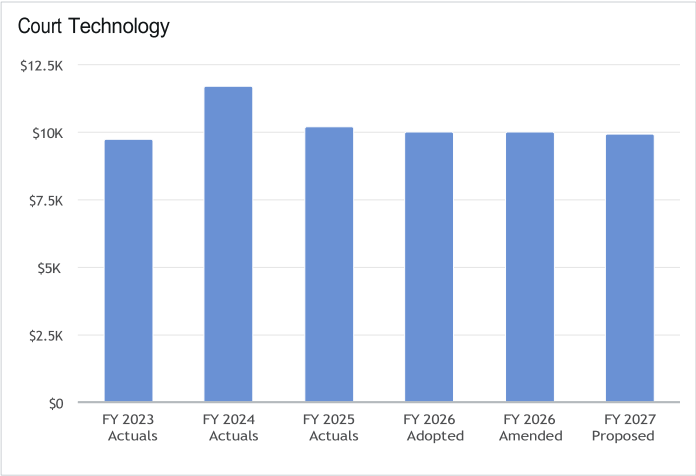

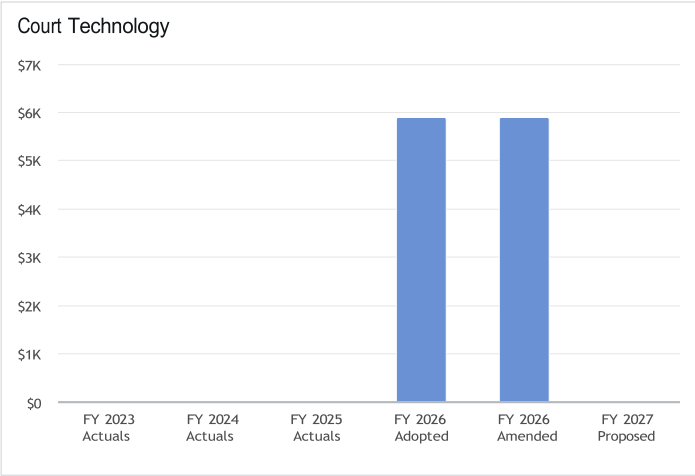

Revenues and Funding Sources

	FY 2023 ACTUALS	FY 2024 ACTUALS	FY 2025 ACTUALS	FY 2026 ADOPTED	FY 2026 AMENDED	FY 2027 PROPOSED
Revenues						
258 - Court Technology	**$9,717**	**$11,668**	**$10,166**	**$10,000**	**$10,000**	**$9,900**
REVENUES TOTAL	**$9,717**	**$11,668**	**$10,166**	**$10,000**	**$10,000**	**$9,900**

Expenditures

	FY 2023 ACTUALS	FY 2024 ACTUALS	FY 2025 ACTUALS	FY 2026 ADOPTED	FY 2026 AMENDED	FY 2027 PROPOSED
Expenses						
Municipal Court	**–**	**–**	**–**	**$5,890**	**$5,890**	**–**
EXPENSES TOTAL	**–**	**–**	**–**	**$5,890**	**$5,890**	**–**

Economic Development Fund

Description

This fund is used to account for the 1/2 cent Economic Development Tax revenues and expenditures devoted to the City's Economic Development.

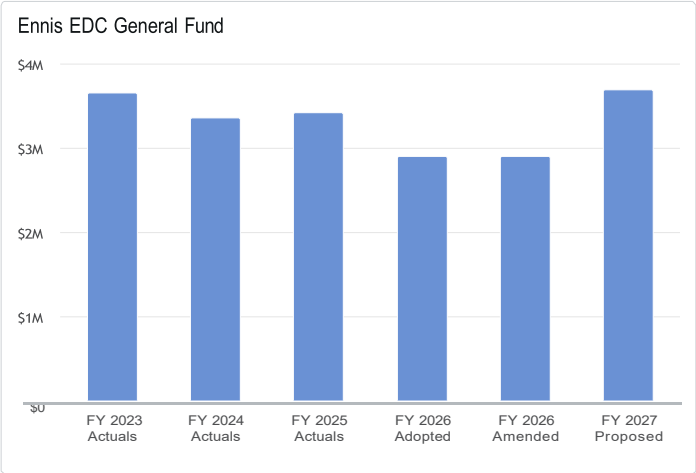

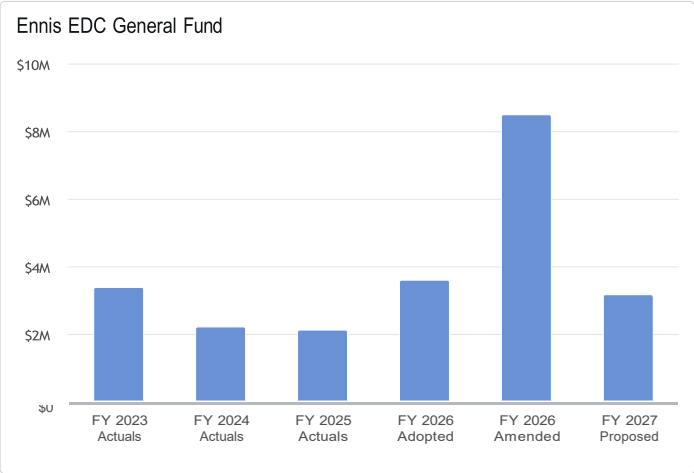

Revenues and Funding Sources

	FY 2023 ACTUALS	FY 2024 ACTUALS	FY 2025 ACTUALS	FY 2026 ADOPTED	FY 2026 AMENDED	FY 2027 PROPOSED
Revenues						
101 - Ennis EDC General Fund	$3,650,740	$3,355,291	$3,419,481	$2,896,646	$2,896,646	$3,577,992
REVENUES TOTAL	$3,650,740	$3,355,291	$3,419,481	$2,896,646	$2,896,646	$3,577,992

Expenditures

	FY 2023 ACTUALS	FY 2024 ACTUALS	FY 2025 ACTUALS	FY 2026 ADOPTED	FY 2026 AMENDED	FY 2027 PROPOSED
Expenses						
Supplies and Small Equipment	$796	$1,169	$964	$1,500	$21,000	$12,000
Services	$294,406	$348,455	$271,909	$346,500	$346,500	$181,600
Miscellaneous	–	–	–	–	$15,000	$60,000
EDC Specific Expenditures	$766,975	$670,335	$558,831	$1,990,100	$3,408,245	$1,680,000
Capital Assets >$5,000 per unit	$194,691	$2,708	$24,517	$0	$3,425,483	$0
Grants	$17,593	$0	–	–	–	–
Debt Service	$700,532	$695,827	$697,220	$698,157	$698,157	$697,527
Transfer Out	$1,390,439	$484,654	$570,926	$570,926	$570,926	$530,505
EXPENSES TOTAL	$3,365,433	$2,203,148	$2,124,366	$3,607,183	$8,485,311	$3,161,632

Fire Donation Fund

Description

This fund is used to account for donations and contributions given to the City for the enhancement of the fire protection capabilities.

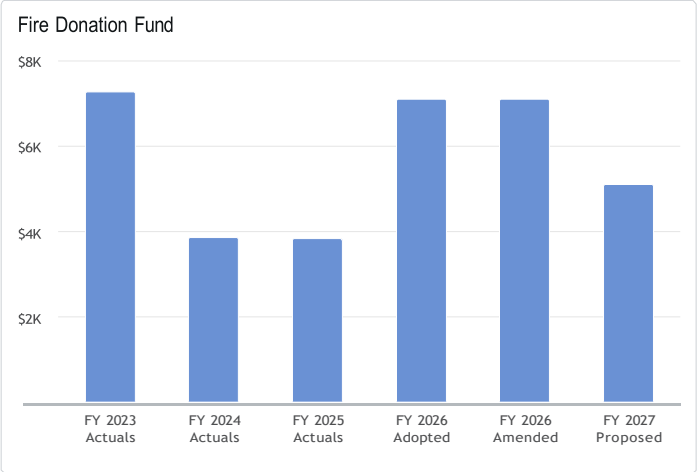

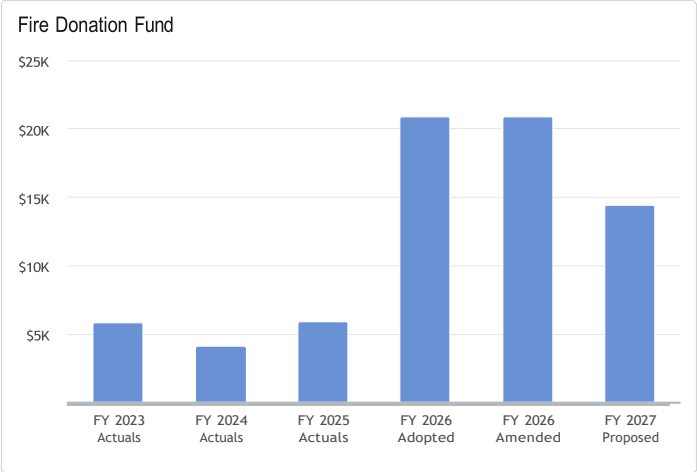

Revenues and Funding Sources

	FY 2023 ACTUALS	FY 2024 ACTUALS	FY 2025 ACTUALS	FY 2026 ADOPTED	FY 2026 AMENDED	FY 2027 PROPOSED
Revenues						
566 - Fire Donation Fund	**$7,254**	**$3,854**	**$3,848**	**$7,100**	**$7,100**	**$5,099**
REVENUES TOTAL	**$7,254**	**$3,854**	**$3,848**	**$7,100**	**$7,100**	**$5,099**

Expenditures

	FY 2023 ACTUALS	FY 2024 ACTUALS	FY 2025 ACTUALS	FY 2026 ADOPTED	FY 2026 AMENDED	FY 2027 PROPOSED
Expenses						
Transfers	**–**	**–**	**–**	**–**	**–**	**–**
Fire Admin	**$5,797**	**$4,055**	**$5,873**	**$20,893**	**$20,893**	**$14,400**
EXPENSES TOTAL	**$5,797**	**$4,055**	**$5,873**	**$20,893**	**$20,893**	**$14,400**

Hollow PID Fund

Description

This fund is used for the taxes collected in a designed reinvestment zone to be used for public improvements.

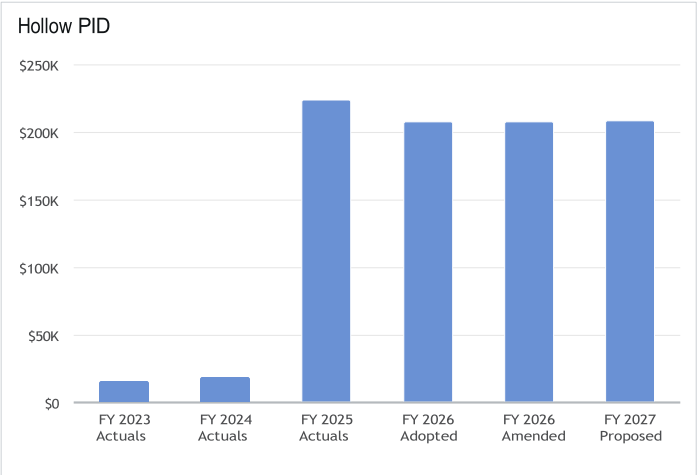

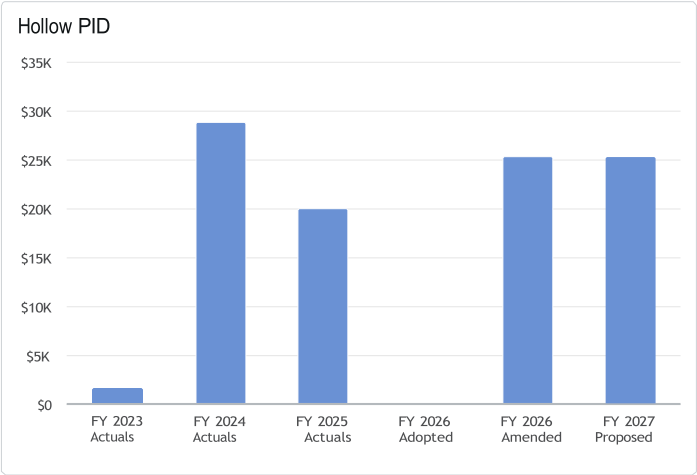

Revenues and Funding Sources

	FY 2023 ACTUALS	FY 2024 ACTUALS	FY 2025 ACTUALS	FY 2026 ADOPTED	FY 2026 AMENDED	FY 2027 PROPOSED
Revenues						
156 - Hollow PID	**$15,000**	**$18,000**	**$223,524**	**$207,857**	**$207,857**	**$208,000**
REVENUES TOTAL	**$15,000**	**$18,000**	**$223,524**	**$207,857**	**$207,857**	**$208,000**

Expenditures

	FY 2023 ACTUALS	FY 2024 ACTUALS	FY 2025 ACTUALS	FY 2026 ADOPTED	FY 2026 AMENDED	FY 2027 PROPOSED
Expenses						
EDC	**$1,577**	**$28,757**	**$20,014**	**$0**	**$25,279**	**$25,000**
EXPENSES TOTAL	**$1,577**	**$28,757**	**$20,014**	**$0**	**$25,279**	**$25,000**

LEOSE Fund

Description

This fund is used to account for funding received to provide law enforcement training and education.

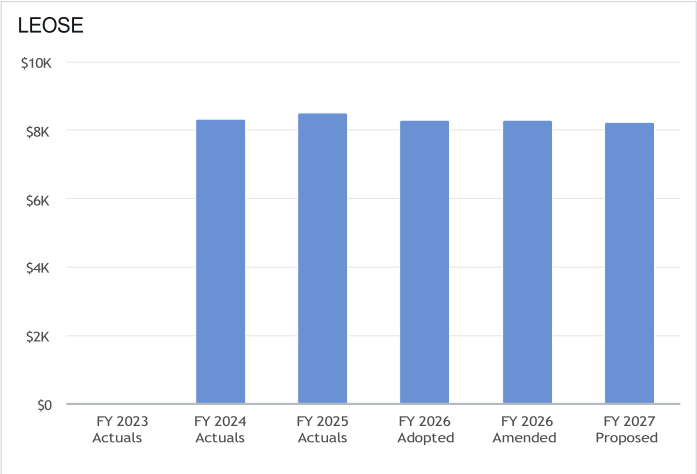

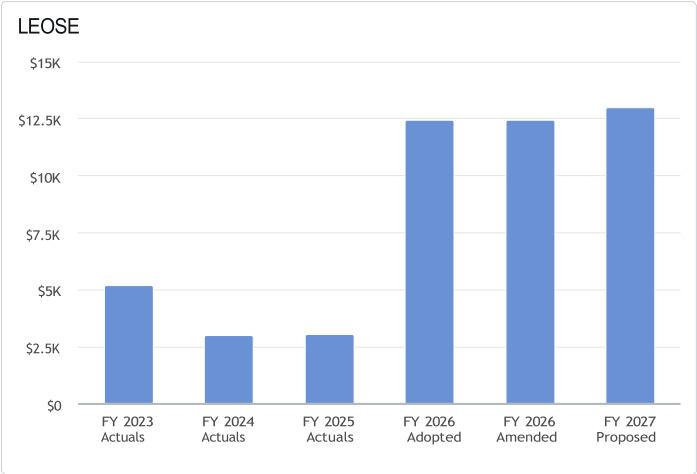

Revenues and Funding Sources

	FY 2023 ACTUALS	FY 2024 ACTUALS	FY 2025 ACTUALS	FY 2026 ADOPTED	FY 2026 AMENDED	FY 2027 PROPOSED
Revenues						
225 - LEOSE	$21	$8,321	$8,496	$8,300	$8,300	$8,217
REVENUES TOTAL	$21	$8,321	$8,496	$8,300	$8,300	$8,217

Expenditures

	FY 2023 ACTUALS	FY 2024 ACTUALS	FY 2025 ACTUALS	FY 2026 ADOPTED	FY 2026 AMENDED	FY 2027 PROPOSED
Expenses						
Revenues	–	–	–	$0	–	$0
Police Admin	$4,166	$2,255	$1,980	$9,711	$9,711	$10,000
Fire Admin	$1,011	$726	$1,085	$2,739	$2,739	$3,000
EXPENSES TOTAL	$5,178	$2,981	$3,065	$12,450	$12,450	$13,000

Library Donation Fund

Description

This fund is used to account for donation receipts given to the City for the development and enhancement of the library and library services.

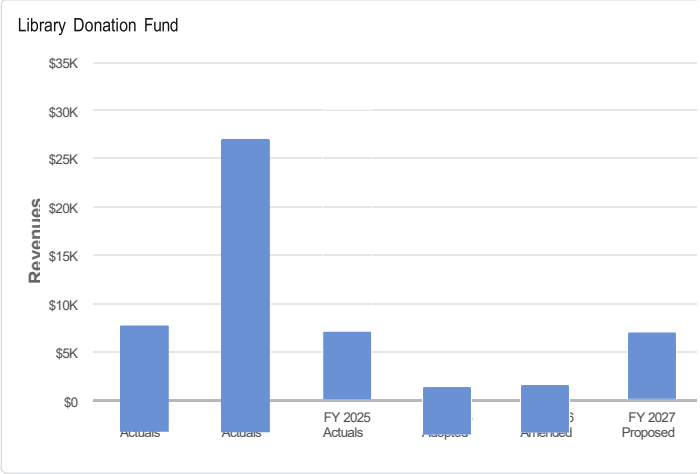

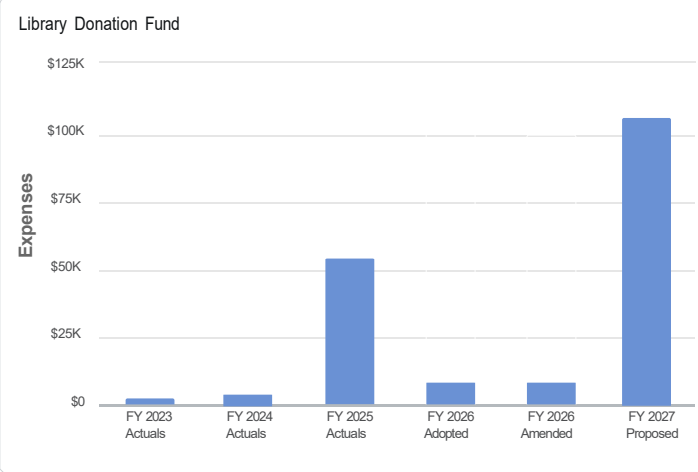

Revenues and Funding Sources

	FY 2023 ACTUALS	FY 2024 ACTUALS	FY 2025 ACTUALS	FY 2026 ADOPTED	FY 2026 AMENDED	FY 2027 PROPOSED
Library Donation Fund	$11,917	$30,125	$8,009	$5,000	$5,000	$6,445
REVENUES TOTAL	**$11,917**	**$30,125**	**$8,009**	**$5,000**	**$5,000**	**$6,445**

Expenditures

	FY 2023 ACTUALS	FY 2024 ACTUALS	FY 2025 ACTUALS	FY 2026 ADOPTED	FY 2026 AMENDED	FY 2027 PROPOSED
Library	$5,185	$5,335	$55,140	$10,000	$10,000	$110,000
EXPENSES TOTAL	**$5,185**	**$5,335**	**$55,140**	**$10,000**	**$10,000**	**$110,000**

Museum Donation Fund

Description

This fund is used to account for revenues earned from operations and donations given to the City for the development and enhancement of the museum.

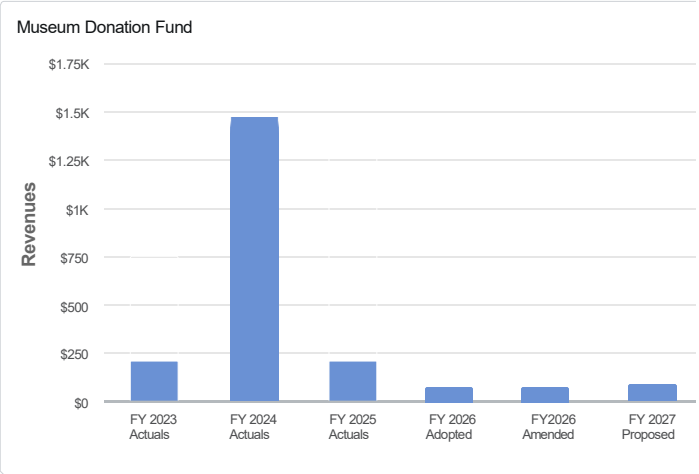

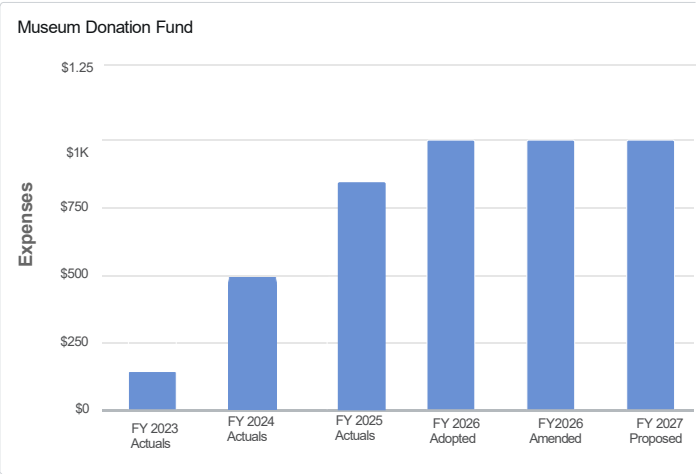

Revenues and Funding Sources

	FY 2023 ACTUALS	FY 2024 ACTUALS	FY 2025 ACTUALS	FY 2026 ADOPTED	FY 2026 AMENDED	FY 2027 PROPOSED
Grants and Donations	$213	$1,469	$219	$90	$90	$199
REVENUES TOTAL	**$213**	**$1,469**	**$219**	**$90**	**$90**	**$199**

Expenditures

	FY 2023 ACTUALS	FY 2024 ACTUALS	FY 2025 ACTUALS	FY 2026 ADOPTED	FY 2026 AMENDED	FY 2027 PROPOSED
Railroad Museum	$142	$493	$830	$1,000	$1,000	$1,000
EXPENSES TOTAL	**$142**	**$493**	**$830**	**$1,000**	**$1,000**	**$1,000**

Parks Donation Fund

Description

This fund is used to account for donations and contributions given to the City for the enhancement of the parks.

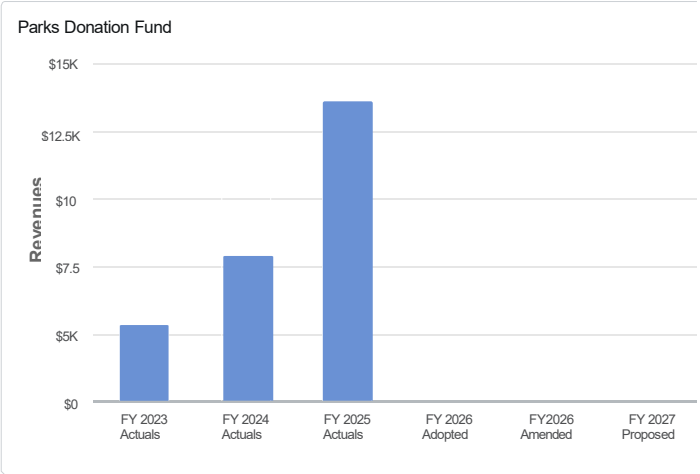

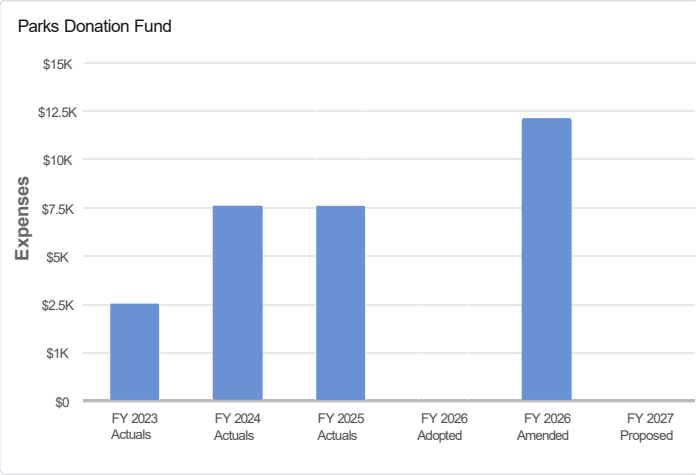

Revenues and Funding Sources

	FY 2023 ACTUALS	FY 2024 ACTUALS	FY 2025 ACTUALS	FY 2026 ADOPTED	FY2026 AMENDED	FY 2027 PROPOSED
Park Donation Fund	$5,510	$8,015	$13,212	$20	$20	$149
REVENUES TOTAL	$5,510	$8,015	$13,212	$20	$20	$149

Expenditures

	FY 2023 ACTUALS	FY 2024 ACTUALS	FY 2025 ACTUALS	FY 2026 ADOPTED	FY 2026 ADOPTED	FY 2027 PROPOSED
Parks and Recreation	$2,485	$6,213	$6,291	–	$12,120	–
EXPENSES TOTAL	$2,485	$6,213	$6,291	–	$12,120	–

Police Donation Fund

Description

This fund is used to account for donations and contributions given to the City for the enhancement of the law enforcement capabilities.

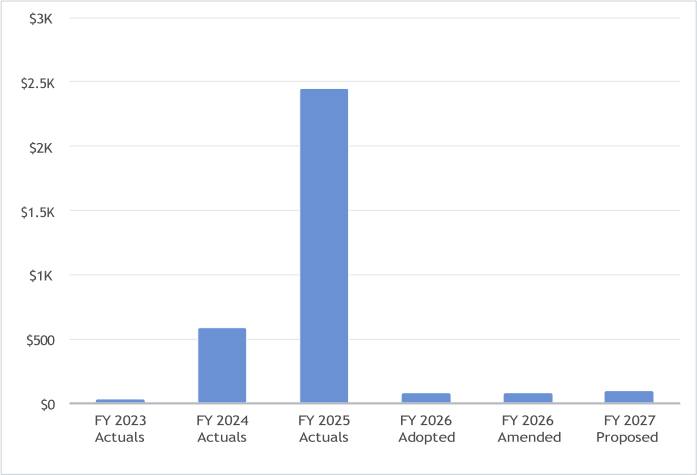

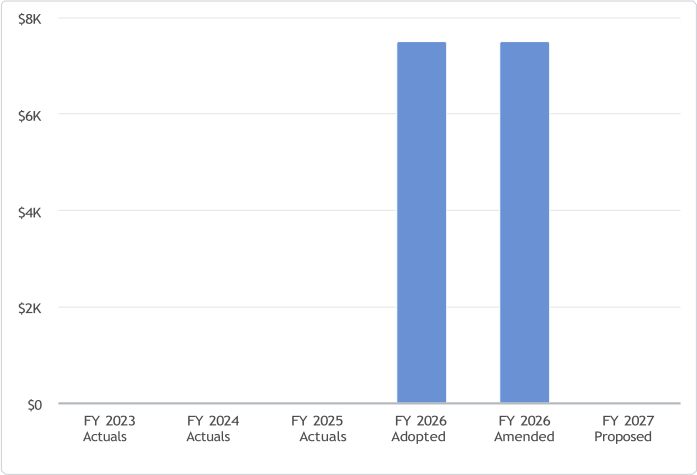

Revenues and Funding Sources

	FY 2023 ACTUALS	FY 2024 ACTUALS	FY 2025 ACTUALS	FY 2026 ADOPTED	FY 2026 AMENDED	FY 2027 PROPOSED
Revenues						
Police Donation Fund	$30	$586	$2,450	$80	$80	$99
REVENUES TOTAL	$30	$586	$2,450	$80	$80	$99

Expenditures

	FY 2023 ACTUALS	FY 2024 ACTUALS	FY 2025 ACTUALS	FY 2026 ADOPTED	FY 2026 AMENDED	FY 2027 PROPOSED
Expenses						
Police Admin	–	–	–	$7,500	$7,500	$0
EXPENSES TOTAL	–	–	–	$7,500	$7,500	$0

Police Forfeiture Fund

Description

This fund is used to account for seized property to be used for official purposes as provided by Article 59.06 Texas Code of Criminal Procedure.

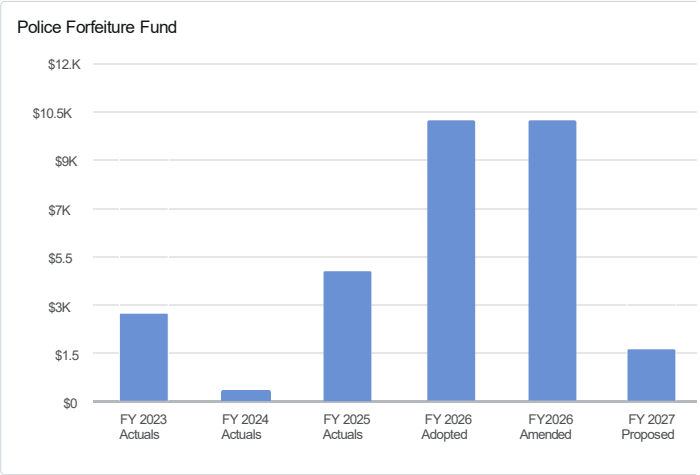

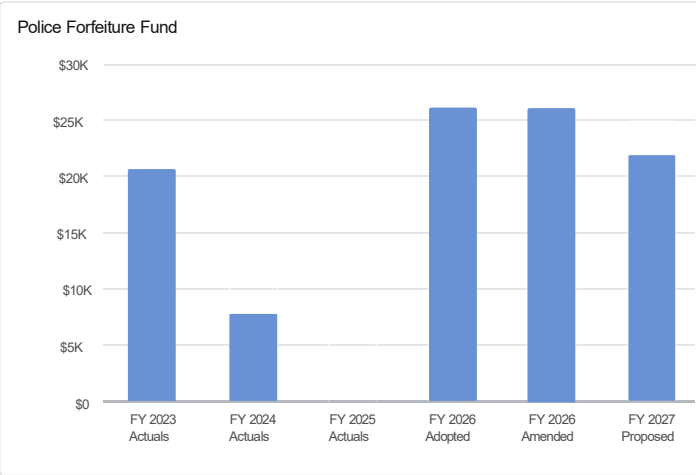

Revenues and Funding Sources

	FY 2023 ACTUALS	FY 2024 ACTUALS	FY 2025 ACTUALS	FY 2026 ADOPTED	FY2026 AMENDED	FY 2027 PROPOSED
Police Forfeiture	$3,842	$273	$4,573	$10,250	$10,250	$1,169
REVENUES TOTAL	$3,842	$273	$4,573	$10,250	$10,250	$1,169

Expenditures

	FY 2023 ACTUALS	FY 2024 ACTUALS	FY 2025 ACTUALS	FY 2026 ADOPTED	FY 2026 ADOPTED	FY 2027 PROPOSED
Police Admin	$21,397	$8,056	-	$26,946	$26,946	$22,500
EXPENSES TOTAL	$21,397	$8,056	-	$26,946	$26,946	$22,500

Prairie View PID Fund

Description

This fund is used to account for the taxes collected in a designated reinvestment zone to be used for public improvements.

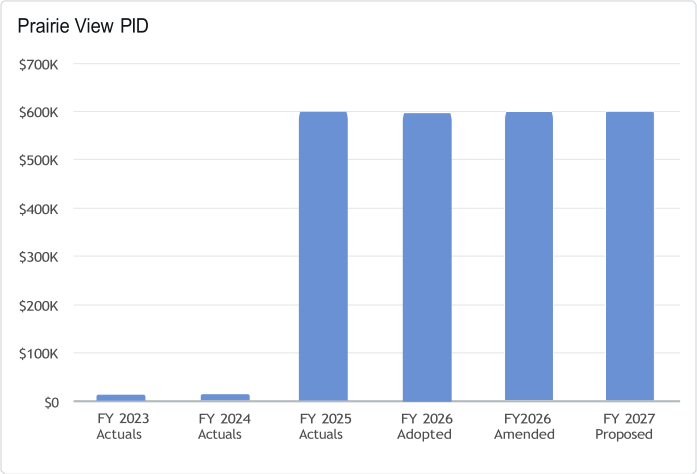

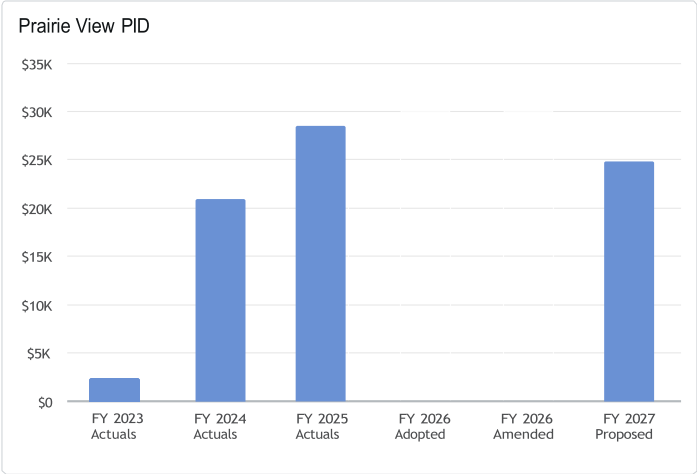

Revenues and Funding Sources

	FY 2023 ACTUALS	FY 2024 ACTUALS	FY 2025 ACTUALS	FY 2026 ADOPTED	FY 2026 AMENDED	FY 2027 PROPOSED
Revenues						
155 - Prairie View PID	**$15,000**	**$15,000**	**$603,639**	**$600,000**	**$600,000**	**$600,000**
REVENUES TOTAL	**$15,000**	**$15,000**	**$603,639**	**$600,000**	**$600,000**	**$600,000**

Expenditures

	FY 2023 ACTUALS	FY 2024 ACTUALS	FY 2025 ACTUALS	FY 2026 ADOPTED	FY 2026 AMENDED	FY 2027 PROPOSED
Expenses						
EDC	**$2,508**	**$21,056**	**$28,541**	**$0**	**–**	**$25,000**
EXPENSES TOTAL	**$2,508**	**$21,056**	**$28,541**	**$0**	**–**	**$25,000**

QIPP Fund

Description

This fund is used to account for revenues and expenditures generated from the City's participation in the Quality Incentive Payment Program for nursing homes. The Quality Incentive Payment Program serves as a resource to help nursing facilities achieve transformation.

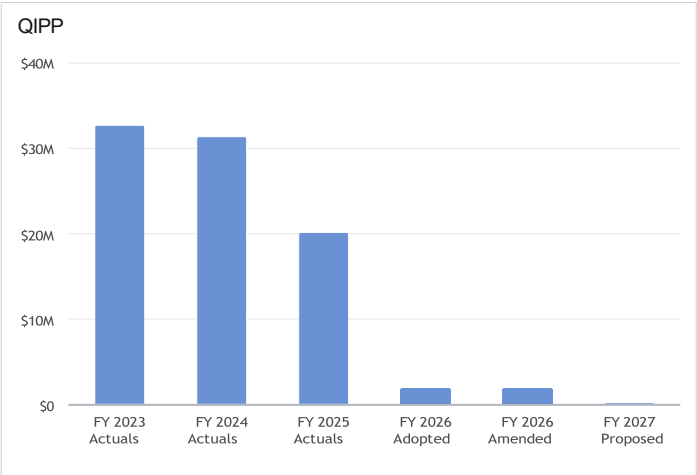

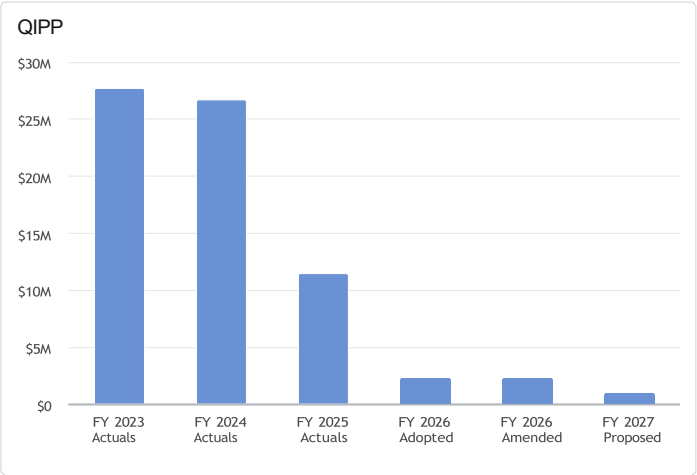

Revenues and Funding Sources

	FY 2023 ACTUALS	FY 2024 ACTUALS	FY 2025 ACTUALS	FY 2026 ADOPTED	FY 2026 AMENDED	FY 2027 PROPOSED
Revenues						
002 - QIPP	**$32,688,991**	**$31,396,954**	**$20,145,752**	**$1,865,620**	**$1,865,620**	**$241,560**
REVENUES TOTAL	**$32,688,991**	**$31,396,954**	**$20,145,752**	**$1,865,620**	**$1,865,620**	**$241,560**

Expenditures

	FY 2023 ACTUALS	FY 2024 ACTUALS	FY 2025 ACTUALS	FY 2026 ADOPTED	FY 2026 AMENDED	FY 2027 PROPOSED
Expenses						
Non-Departmental	**$27,703,296**	**$26,689,261**	**$11,429,096**	**$2,272,500**	**$2,272,500**	**$1,225,000**
EXPENSES TOTAL	**$27,703,296**	**$26,689,261**	**$11,429,096**	**$2,272,500**	**$2,272,500**	**$1,225,000**

Street Reconstruction Fund

Description

This fund is used to account for the street reconstruction tax revenue and expenditures devoted to street repair projects.

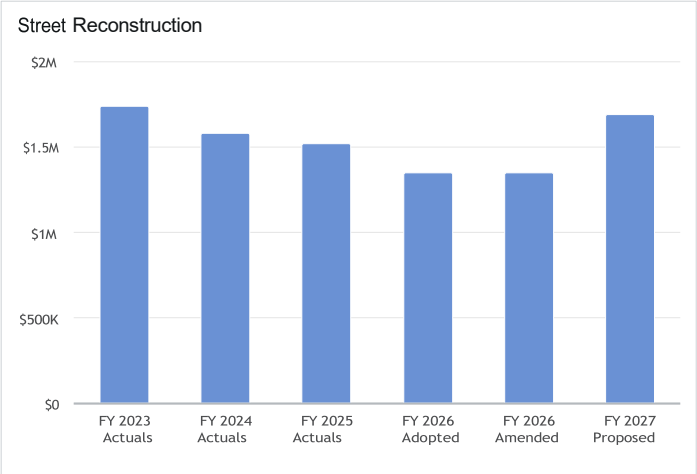

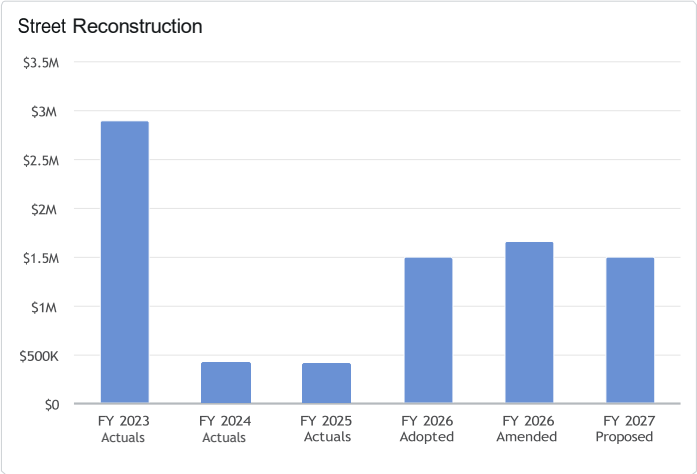

Revenues and Funding Sources

	FY 2023 ACTUALS	FY 2024 ACTUALS	FY 2025 ACTUALS	FY 2026 ADOPTED	FY 2026 AMENDED	FY 2027 PROPOSED
Revenues						
401 - Street Reconstruction	**$1,736,429**	**$1,580,348**	**$1,515,341**	**$1,349,000**	**$1,349,000**	**$1,685,870**
REVENUES TOTAL	**$1,736,429**	**$1,580,348**	**$1,515,341**	**$1,349,000**	**$1,349,000**	**$1,685,870**

Expenditures

	FY 2023 ACTUALS	FY 2024 ACTUALS	FY 2025 ACTUALS	FY 2026 ADOPTED	FY 2026 AMENDED	FY 2027 PROPOSED
Expenses						
Street	**$2,038,375**	**$427,859**	**$414,357**	**$1,500,000**	**$1,651,686**	**$1,500,000**
Transfers	**$850,000**	**–**	**–**	**–**	**–**	**–**
EXPENSES TOTAL	**$2,888,375**	**$427,859**	**$414,357**	**$1,500,000**	**$1,651,686**	**$1,500,000**

Summer Creek PID Fund

Description

This fund is used for the taxes collected in a designed reinvestment zone to be used for public improvements.

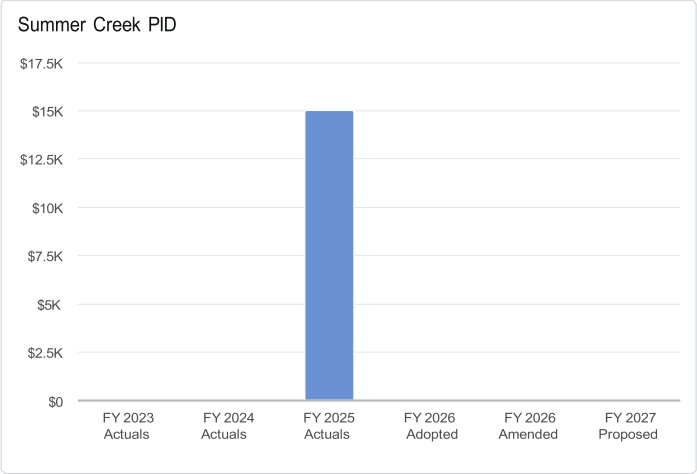

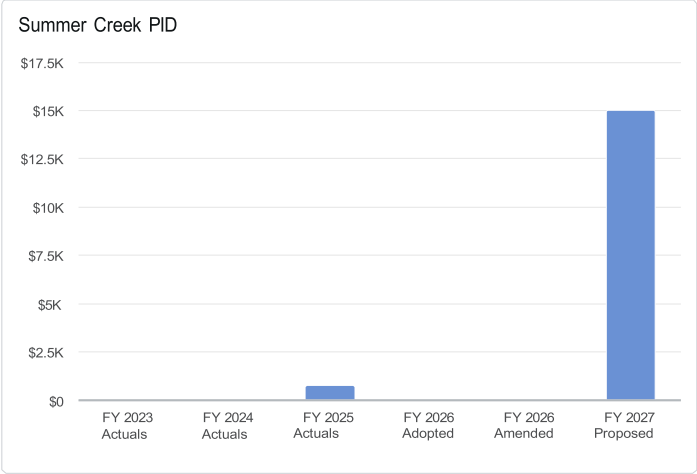

Revenues and Funding Sources

	FY 2023 ACTUALS	FY 2024 ACTUALS	FY 2025 ACTUALS	FY 2026 ADOPTED	FY 2026 AMENDED	FY 2027 PROPOSED
Revenues	–	–	**$15,000**	–	–	–

Expenditures

	FY 2023 ACTUALS	FY 2024 ACTUALS	FY 2025 ACTUALS	FY 2026 ADOPTED	FY 2026 AMENDED	FY 2027 PROPOSED
Expenses						
EDC	–	–	**$720**	–	–	**$15,000**
EXPENSES TOTAL	–	–	**$720**	–	–	**$15,000**

Tax Increment Reinvestment Zone #1 Fund

Description

TIRZ 1 funds are used to account for the taxes collected in the designated zone and the expenditures used for public improvements in the respective zone.

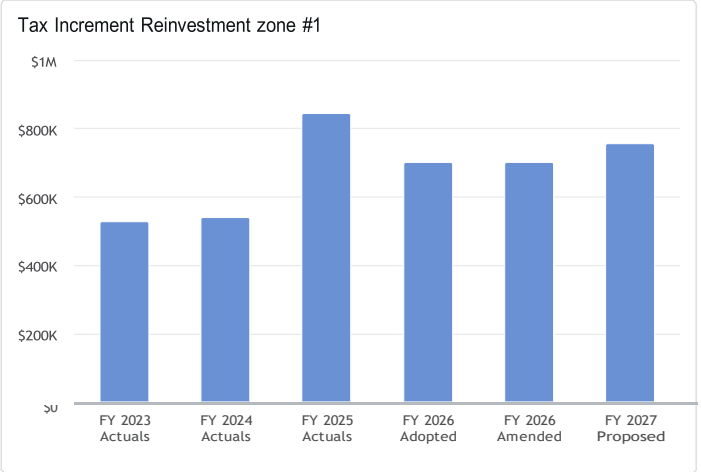

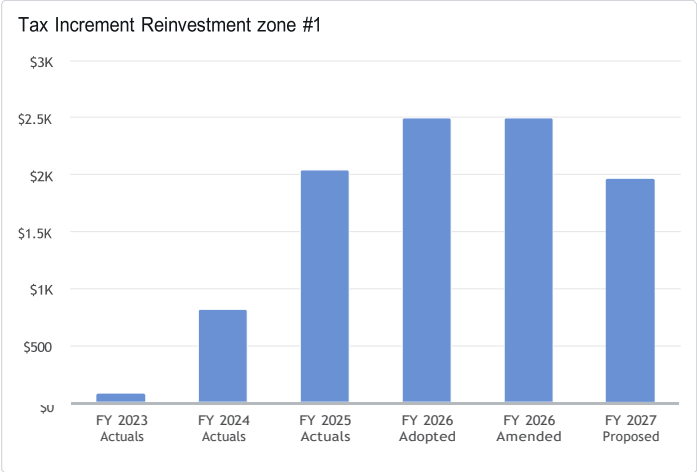

Revenues and Funding Sources

	FY 2023 ACTUALS	FY 2024 ACTUALS	FY 2025 ACTUALS	FY 2026 ADOPTED	FY 2026 AMENDED	FY 2027 PROPOSED
Revenues						
151 - Tax Increment Reinvestment Zone #1	**$526,940**	**$540,114**	**$844,217**	**$699,918**	**$699,918**	**$755,121**
REVENUES TOTAL	**$526,940**	**$540,114**	**$844,217**	**$699,918**	**$699,918**	**$755,121**

Expenditures

	FY 2023 ACTUALS	FY 2024 ACTUALS	FY 2025 ACTUALS	FY 2026 ADOPTED	FY 2026 AMENDED	FY 2027 PROPOSED
Expenses						
EDC	**$77**	**$822**	**$2,039**	**$2,500**	**$2,500**	**$2,000**
EXPENSES TOTAL	**$77**	**$822**	**$2,039**	**$2,500**	**$2,500**	**$2,000**

Tax Increment Reinvestment Zone #2 Fund

Description

TIRZ 2 funds are used to account for the taxes collected in the designated zone and the expenditures used for public improvements in the respective zone.

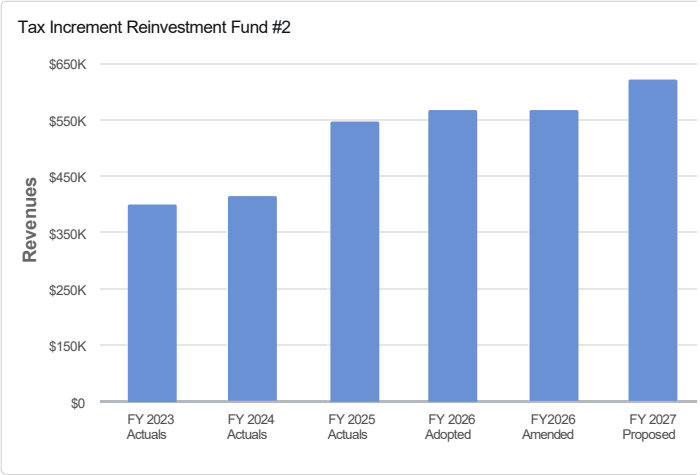

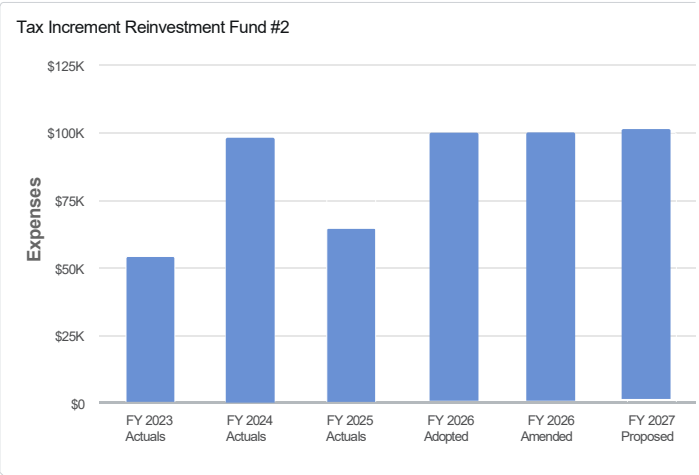

Revenues and Funding Sources

	FY 2023 ACTUALS	FY 2024 ACTUALS	FY 2025 ACTUALS	FY 2026 ADOPTED	FY2026 AMENDED	FY 2027 PROPOSED
Property Taxes	$343,310	$349,552	$550,203	$569,852	$569,852	$618,588
REVENUES TOTAL	**$343,310**	**$349,552**	**$550,203**	**$569,852**	**$569,852**	**$618,588**

Expenditures

	FY 2023 ACTUALS	FY 2024 ACTUALS	FY 2025 ACTUALS	FY 2026 ADOPTED	FY 2026 ADOPTED	FY 2027 PROPOSED
EDC	$77	$147	–		$2,500	$2,000
Non-Departmental	$53,551	$98,289	$66,691	–	–	$100,000
EXPENSES TOTAL	**$53,628**	**$98,437**	**$66,691**	**$2,500**	**$2,500**	**$102,000**

Tax Increment Reinvestment Zone #3 Fund

Description

TIRZ 3 funds are used to account for the taxes collected in the designated zone and the expenditures used for public improvements in the respective zone.

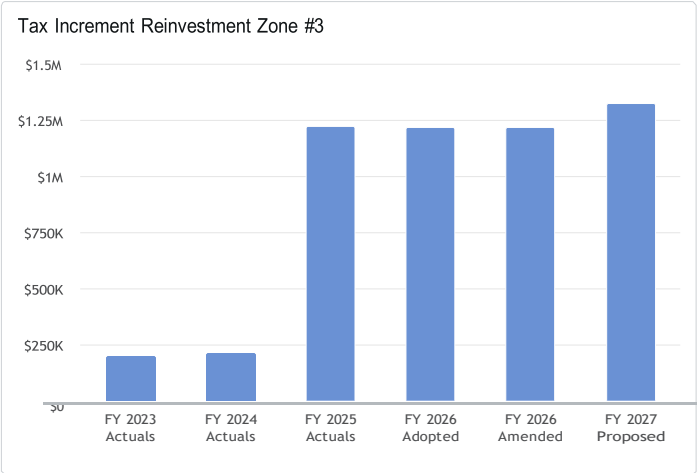

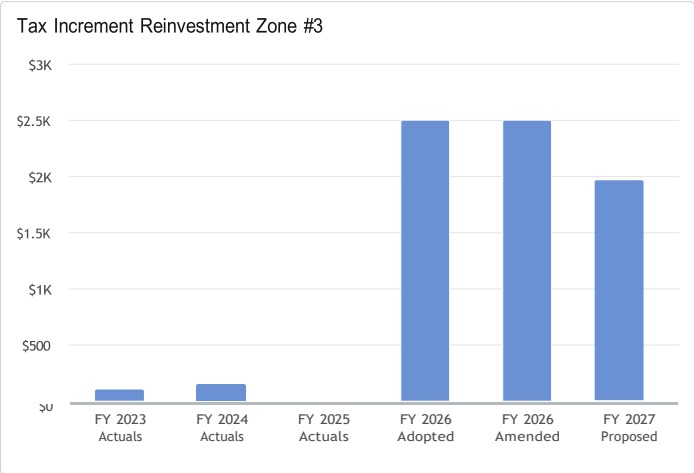

Revenues and Funding Sources

	FY 2023 ACTUALS	FY 2024 ACTUALS	FY 2025 ACTUALS	FY 2026 ADOPTED	FY 2026 AMENDED	FY 2027 PROPOSED
Revenues						
Tax Increment Reinvestment Zone #3	**$203,551**	**$217,606**	**$1,221,622**	**$1,218,094**	**$1,218,094**	**$1,321,278**
REVENUES TOTAL	**$203,551**	**$217,606**	**$1,221,622**	**$1,218,094**	**$1,218,094**	**$1,321,278**

Expenditures

	FY 2023 ACTUALS	FY 2024 ACTUALS	FY 2025 ACTUALS	FY 2026 ADOPTED	FY 2026 AMENDED	FY 2027 PROPOSED
Expenses						
EDC	**$108**	**$159**	**–**	**$2,500**	**$2,500**	**$2,000**
Non-Departmental	**–**	**–**	**–**	**–**	**–**	**–**
EXPENSES TOTAL	**$108**	**$159**	**–**	**$2,500**	**$2,500**	**$2,000**

Tourism Fund

Description

The Tourism Fund is a Special Revenue Fund which derives a major part of its revenue from Hotel Occupancy Taxes. This tax is levied on people using hotel, motel, or bed and breakfast rooms in the City of Ennis. The City currently imposes a tax of 7% of the price paid for a room. Revenue from the municipal hotel occupancy tax may be used only to promote tourism and the convention and hotel industry.

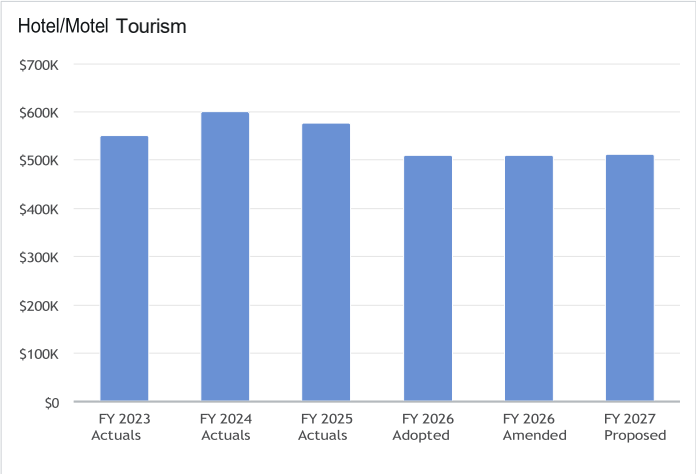

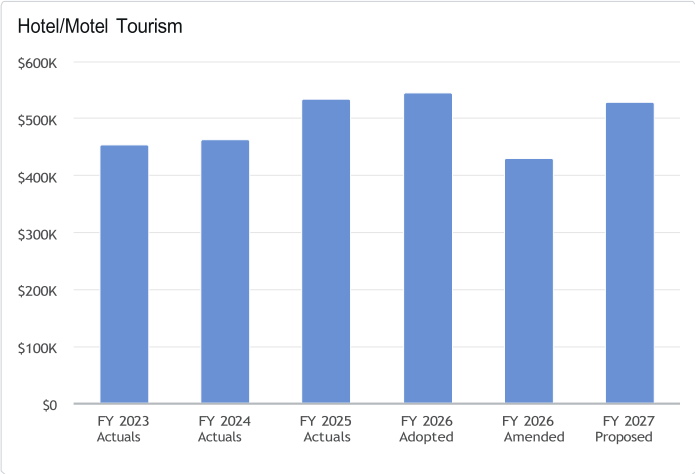

Revenues and Funding Sources

	FY 2023 ACTUALS	FY 2024 ACTUALS	FY 2025 ACTUALS	FY 2026 ADOPTED	FY 2026 AMENDED	FY 2027 PROPOSED
Revenues						
214 - Hotel/Motel Tourism	**$551,623**	**$600,985**	**$577,293**	**$511,000**	**$511,000**	**$512,920**
REVENUES TOTAL	**$551,623**	**$600,985**	**$577,293**	**$511,000**	**$511,000**	**$512,920**

Expenditures

	FY 2023 ACTUALS	FY 2024 ACTUALS	FY 2025 ACTUALS	FY 2026 ADOPTED	FY 2026 AMENDED	FY 2027 PROPOSED
Expenses						
Downtown Development	**–**	**–**	**–**	**–**	**–**	**–**
Tourism	**$327,013**	**$163,431**	**$87,339**	**$179,608**	**$179,608**	**$363,408**
Non-Departmental	**$85**	**$83**	**$103**	**$200**	**$200**	**$200**
Transfers	**$126,300**	**$300,000**	**$447,016**	**$365,166**	**$250,166**	**$94,290**
EXPENSES TOTAL	**$453,398**	**$463,514**	**$534,458**	**$544,974**	**$429,974**	**$457,898**

DEBT SERVICE FUNDS

This fund is used to account for the accumulation of resources for the payment of principal and interest on general long-term debt.

General Debt Service Fund

Description

This fund is used to account for the accumulation of resources for the payment of principal and interest on general long-term debt.

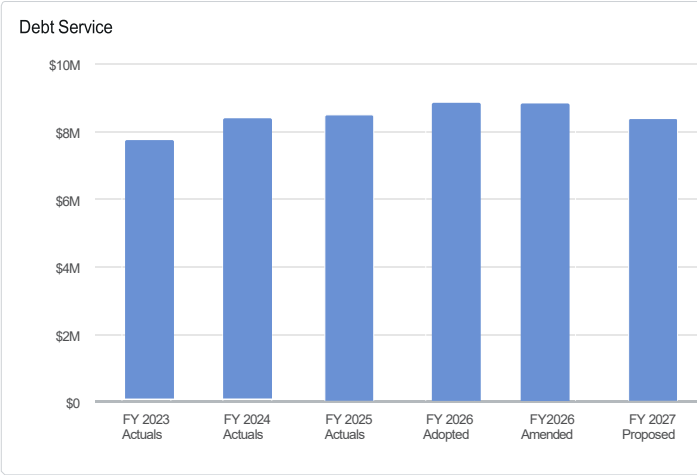

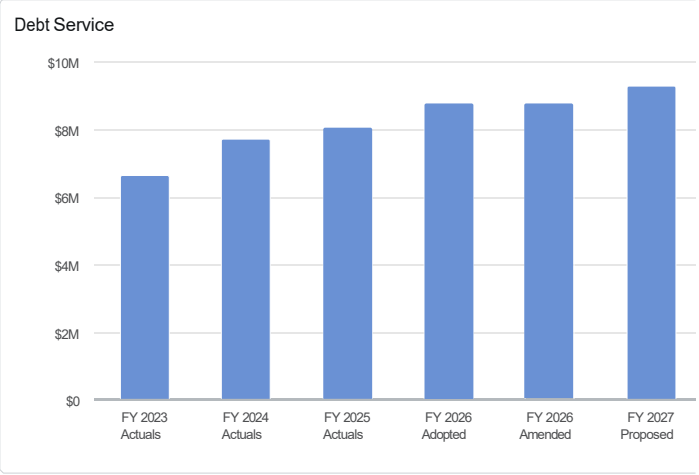

Revenues and Funding Sources

	FY 2023 ACTUALS	FY 2024 ACTUALS	FY 2025 ACTUALS	FY 2026 ADOPTED	FY2026 AMENDED	FY 2027 PROPOSED
Bond Proceeds	–	$80,717	–	–	–	–
Property Taxes	$7,057,044	$7,753,450	$7,772,000	$8,095,588	$8,095,588	$8,298,213
Interest on Investments	$4,237	$14,953	$28,243	$18,000	$18,000	$21,780
Transfer In	$699,688	$700,938	$701,188	$700,438	$700,438	$698,866
REVENUES TOTAL	$7,760,969	$8,550,058	$8,501,431	$8,814,026	$8,814,026	$8,298,213

Expenditures

	FY 2023 ACTUALS	FY 2024 ACTUALS	FY 2025 ACTUALS	FY 2026 ADOPTED	FY 2026 AMENDED	FY 2027 PROPOSED
Expenses						
Debt Service	$7,703,479	$7,843,714	$8,081,979	$9,271,066	$9,271,066	$9,534,072
EXPENSES TOTAL	$7,703,479	$7,843,714	$8,081,979	$9,271,066	$9,271,066	$9,534,072

Utility Debt Service Fund

Mission:

This department is used to account for the accumulation of resources for the payment of principal and interest on general long-term debt.

DEPARTMENTAL EXPENDITURES

	FY 2023 ACTUALS	FY 2024 ACTUALS	FY 2025 ACTUALS	FY 2026 ADOPTED	FY 2026 AMENDED	FY 2027 PROPOSED
Expenses						
Miscellaneous	–	–	$33,394	–	–	–
Capital Outlay <$5,000 per unit	–	–	$3,782,976	–	–	–
Debt Service	$2,384,149	$2,323,467	$1,799,789	$2,286,322	$2,286,322	$3,716,924
EXPENSES TOTAL	$2,384,149	$2,323,467	$5,616,159	$2,286,322	$2,286,322	$3,716,924

INTERNAL SERVICE FUNDS

A fund that accounts for the financing of goods and services provided to other funds and departments on a cost-reimbursement basis.

Fleet Replacement Fund

Description

This fund is used to account for fleet maintenance services provided to other departments of the City on a cost-reimbursement basis.

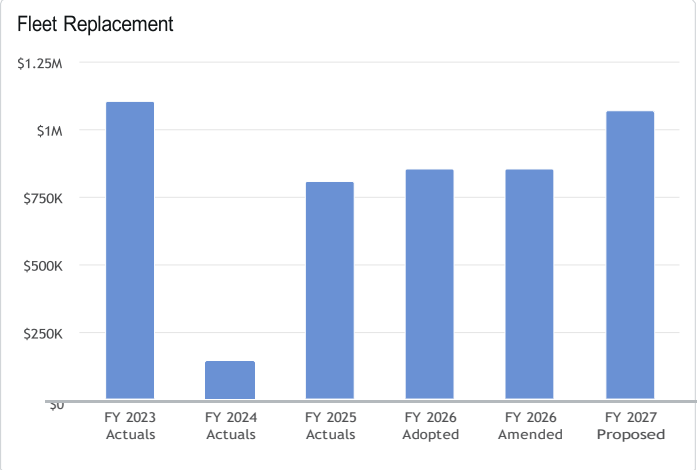

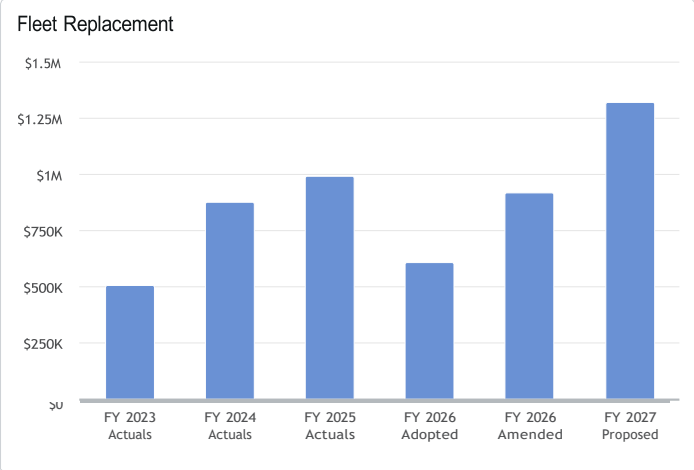

Revenues and Funding Sources

	FY 2023 ACTUALS	FY 2024 ACTUALS	FY 2025 ACTUALS	FY 2026 ADOPTED	FY 2026 AMENDED	FY 2027 PROPOSED
Revenues						
170 - Fleet Replacement	**$1,104,791**	**$141,361**	**$807,367**	**$853,772**	**$853,772**	**$1,066,789**
REVENUES TOTAL	**$1,104,791**	**$141,361**	**$807,367**	**$853,772**	**$853,772**	**$1,066,789**

Expenditures

	FY 2023 ACTUALS	FY 2024 ACTUALS	FY 2025 ACTUALS	FY 2026 ADOPTED	FY 2026 AMENDED	FY 2027 PROPOSED
Expenses						
Non-Departmental	**$504,609**	**$878,057**	**$993,386**	**$606,350**	**$915,370**	**$1,320,000**
EXPENSES TOTAL	**$504,609**	**$878,057**	**$993,386**	**$606,350**	**$915,370**	**$1,320,000**



Self-Insurance Fund

Description

This fund is used to account for self-insurance services provided to other departments of the City on a cost-reimbursement basis.

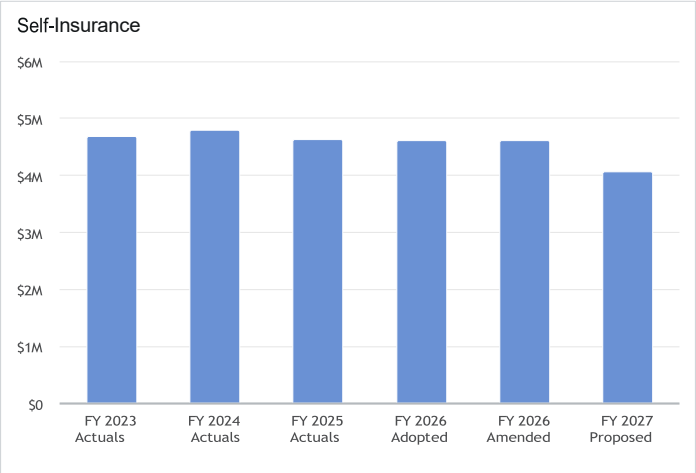

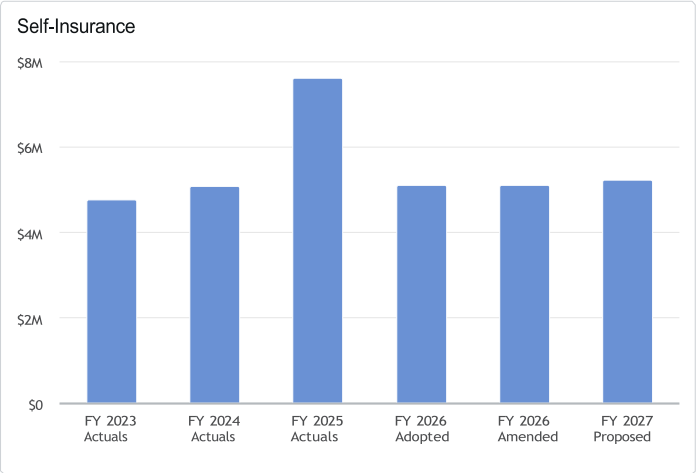

Revenues and Funding Sources

	FY 2023 ACTUALS	FY 2024 ACTUALS	FY 2025 ACTUALS	FY 2026 ADOPTED	FY 2026 AMENDED	FY 2027 PROPOSED
Revenues						
165 - Self-Insurance	$4,689,680	$4,797,812	$4,621,364	$4,600,500	$4,600,500	$4,071,300
REVENUES TOTAL	$4,689,680	$4,797,812	$4,621,364	$4,600,500	$4,600,500	$4,071,300

Expenditures

	FY 2023 ACTUALS	FY 2024 ACTUALS	FY 2025 ACTUALS	FY 2026 ADOPTED	FY 2026 AMENDED	FY 2027 PROPOSED
Expenses						
Salary and Benefits	–	$236,586	$247,502	$243,000	$243,000	$253,000
Self Insurance	$4,395,480	$4,477,587	$5,622,465	$4,510,500	$4,510,500	$4,610,500
Transfer Out	$353,063	$353,063	$1,733,326	$350,000	$350,000	$350,000
EXPENSES TOTAL	$4,748,543	$5,067,235	$7,603,293	$5,103,500	$5,103,500	$5,213,500

CAPITAL PROJECTS FUND

The Capital Projects Funds are used to account for major capital improvements. The projects included in the capital projects budget are intended to improve or expand the city infrastructure or provide for the acquisition of large pieces of equipment.

General Capital Projects Fund

Overview

The General Capital Projects Fund is used to account for improvements to streets and building construction from issuance of certificates of obligations.

Capital Fund Summary

	FY 2026	FY 2027
Revenues		
Interest on Investments	$300,000	$381,150
REVENUES TOTAL	$300,000	$381,150
Expenses		
Series 2026 C Capital Projects	–	$4,880,000
EXPENSES TOTAL	–	$4,880,000



Utility Capital Projects Fund

Overview

This fund is used to account for improvements to infrastructure and building construction from issuance of debt.

Capital Fund Summary

	FY 2026	FY 2027
Revenues		
Interest on Investments	$240,000	$263,340
REVENUES TOTAL	$240,000	$263,340
Expenses		
Water		
Water Treatment Plant Expansion	–	–
WATER TOTAL	–	–
Wastewater		
Liska Basin Lift Station Forcemain Replacement	–	–
Liska Basin Manhole Rehabilitation	–	–
WASTEWATER TOTAL	–	–
EXPENSES TOTAL	–	–

ECONOMIC DEVELOPMENT CORPORATION FUND

This fund accounts for the Economic Development Corporation's revenues and expenditures related to providing assistance to City of Ennis businesses and contributing to the overall economic growth of City.

Economic Development Projects

	FY 2026	FY 2027
Revenues		
Miscellaneous Revenue	$14,600	$14,600
Sales Tax	$2,622,046	$3,265,862
Interest on Investments	$260,000	$297,530
REVENUES TOTAL	$2,896,646	$3,577,992
Expenses		
Office Supplies	–	$7,000
Food Supplies	–	$3,000
Fuel Supplies	$1,500	$500
Other Services	$5,000	$18,000
Legal Services	$10,000	$10,000
Advertising	$279,000	$150,000
Rentals	$50,000	$55,000
Light & Power	$2,500	$1,600
Training and Travel	–	$25,000
Dues and Subscriptions	–	$40,000
Ennis Christmas Tree Lights	$75,000	$55,000
Operations	$115,100	$260,000
Bluebonnet Market	$25,000	$30,000
Downtown Façade Grants	$37,500	$50,000
Old Telico Rd Realignment Project	$150,000	–
Downtown Revitalization	$100,000	–
Event Production		$80,000
Project Rogala	$500,000	–
Hist Preservation & Small Business Catalyst Grants	$500,000	$500,000
Kaufman Façade Grants	$22,500	$20,000
Visitors Center Project	$10,000	$90,000
Kaufman Revitalization	$10,000	$50,000
Keep Ennis Beautiful	$20,000	$20,000
Project Shelter	$350,000	–
JT Evans	–	–
Rail Property & Facilities Maintenance	$75,000	$90,000
Project Rooftop Lights	–	–
Project Sonoma Trail	–	–
Project F41	–	–
Project 300	–	–
1999 Sales Tax Rev Bond - Principle	$536,392	$535,052
2014 Sales Tax Ref Bond-Principle	$110,000	$115,000
2014 Sales Tax Ref Bond - Interest	$51,765	$47,475
EDC TOTAL	$3,036,257	$2,254,128
Transfers	$570,926	$473,618
EXPENSES TOTAL	$3,607,183	$2,727,746

Glossary of Terms & Acronyms

Terms & Acronyms

AB 1600
This law codifies the legal requirement that fees on new development have the proper nexus to any project on which they are imposed. The fees must be segregated from the general fund and from other funds or accounts containing fees collected for other impacts or departments.

Accounting System
The total set of records and procedures which are used to record, classify, and report information on the financial status and operations of an entity

Accrual Accounting
Revenues are recognized as soon as they are earned and expenses are recognized as soon as a liability is incurred, regardless of the timing of related cash inflows and outflows.

ACFR
The Annual Comprehensive Financial Report is a report on assets, liabilities, revenues and expenditures in a standardized format that must conform to the Government Accounting Standards Board (GASB) accounting and financial reporting standards.

Activity
A unit of budgetary accountability and control that encompasses specific and distinguishable lines of work performance for the purpose of accomplishing a function for which the City is responsible.

Adopted Budget
The budget document formally approved by the City Council.

Allocated Costs
A method for a/locating overhead time and other expenses to activities that provide direct services.

Appropriation
An authorization made by the City Council which permits officials to incur obligations against and to make expenditures of governmental resources for a specific purpose within the budget year, July 1 through June 30.

Appropriations Limit
State law which limits growth in government spending to changes in population and inflation. Passed by California voters in 1979, this is known by several names, including Proposition 4, the Gann Initiative, the Gann Appropriations Limit and the Spending Limit.

Assessed Valuation
The estimated value placed upon real and personal property by the County Assessor as the basis for levying property taxes.

Asset Forfeiture Fund
This fund accounts for the proceeds from sale of assets seized primarily from illegal narcotics activities. Asset Forfeiture funds are used for law enforcement purposes.

Assets
Property owned by the City which has monetary value.

Assigned Fund Balances
Amounts constrained by the City's intent to be used for a specific purpose but are neither restricted nor committed. Intent is expressed and may be changed at the discretion of the City Council or its designee.

Audit
A systematic examination of the City's financial records and processes which concludes in a written financial report. It includes test of management's internal accounting controls and is intended to:
- *Ascertain whether financial statements fairly present financial positions and results of operations;*
- *Test whether transactions have been legally performed; and,*
- *Identify areas for possible improvements in accounting practices and procedures*

Authorized Positions
Positions approved by the City Council which may or may not have funding (see Budgeted Positions).

Balance Sheet
A statement which presents the financial position of an entity by disclosing its assets, liabilities, and fund equities as of a specific date.

Balanced Budget
Budgeted revenue levels are equivalent to budgeted expenditure levels.

Base Budget
Those resources necessary to meet an established and existing service level.

Basis of Budgeting
Basis of budgeting refers to the method used for recognizing revenues and expenditures in budget. The City uses the modified accrual basis of accounting for budgetary purposes in which income is recognized as revenue when earned, only so long as it is collectible within the period or soon enough afterwards to be used to pay liabilities of the current period. Encumbrances outstanding at year-end are re-appropriated in the next year and reported as reservations of fund balance.

Beginning Fund Balance
Fund balance available in a fund from the end of the prior year for use in the following year.

Biennial Budget
A budget that spans over two fiscal years.

Bond Debt (Debt Instrument)
A written promise to pay (debt) a specified sum of money (called principal or face value) at a specified future date (called the maturity date) along with periodic interest paid at a specified percentage of the principal (interest rate). Bonds are typically used for long-term debt to pay for specific capital expenditures.

Budget (Operating)
A plan of financial operation listing an estimate of proposed expenditures (appropriations) for a given period (typically a fiscal year) and the proposed means of financing them (revenue estimates).

Budget Adjustment
A change of expenditure levels and corresponding resources needed to accomplish an existing service level or unanticipated service. All budget modifications are reflected in the current year Adjusted Budget and are approved by the City Council.

Budget Calendar
The schedule of key dates or milestones which the City follows in the preparation and adoption of the budget.

Budget Cycle
The process and timeframe through which the budget is prepared, proposed, adopted, adjusted, expended and closed. San Pablo operates on a two-year budget cycle.

Budget Document
The official written statement prepared by City staff documenting the City Council-approved spending plan.

Budget Message
A discussion of the proposed budget presented by the City Manager in writing as a part of, or supplement to, the budget document. The budget message explains principal budget issues against the background of financial experience in recent years and presents recommendations made.

Budgeted Positions
The number of full-time equivalent positions to be funded in the budget. Example: Funding of two half-time positions would equal one full-time equivalent position.

Budget Supplement
A request for an increase or decrease in an existing service level (over and above the base budget).

Class
Classification or category of jobs that share similar duties, responsibilities, qualifications, and pay levels.

Capital Asset
Assets of significant value and having a useful life of more than one year. Capital assets are also called fixed assets.

Capital Budget
A plan of proposed capital project expenditures and the means of financing them for a given period of time.

Carry-over Balance
Balance of funds brought forward from prior years.

CIP
Capital Improvement Plan or Program. A five-year plan for expenditures setting forth each capital project, the amount to be expended in each year, and the method of financing those expenditures. Expenditures may include the design, construction, or purchase of land, buildings, or facilities.

Capital Outlay
Expenditures used for the acquisition of capital assets. Includes the cost of land, buildings, permanent improvements, machinery, large tools and rolling and stationary equipment.

Capital Projects
Projects for the purchase or construction of capital assets. Typically a capital project encompasses a purchase of land and/or the construction of a building or facility

Capital Project Fund
Used to account for financial resources used for the acquisition or construction of major capital facilities.

CDBG
Community Development Block Grant. The CDBG program is a flexible program that provides communities with resources to address a wide range of unique community development needs. Beginning in 1974, the CDBG program is one of the longest continuously run programs at the US Department of Housing and Urban Development (HUD). The CDBG program provides annual grants on a formula basis to 1180 general units of local government and states.

Certificate of Deposit
A negotiable or non-negotiable receipt for monies deposited in a bank or financial institution for a specified period at a specified rate of interest.

Committed Fund Balances
Fund balances having constraints imposed by formal action of the City Council which may be altered only by formal action (resolution) of the City Council.

Contingency
A budgetary reserve set aside for emergencies or unforeseen expenditures not otherwise budgeted for.

C.O.P.
Certificate of Participation. Provides long-term financing through a lease or installment sale agreement that does not constitute indebtedness under the state constitutional debt limit and does not require voter approval.

DOR
Due Diligence Review. In terms of the dissolution of redevelopment, the State requires each Successor Agency to employ a licensed accountant, approved by the county auditor-controller and with experience and expertise in local government accounting, to determine the unobligated balances available for transfer to taxing entities.

Debt Service
Payment of interest, and repayment of principal to holders of the City's debt instruments.

Debt Service Fund
Used to account for the accumulation of resources for, and payment of, general long-term debt.

Deficit
The excess of an entity's liabilities over its assets (see Fund Balance); or the excess of expenditures or expenses over revenues during an accounting period.

Department
An organizational unit comprised of divisions or programs. It is possible for a department to be comprised of only one division.

Division
A functional grouping of related activities within a department. There are usually several activities within a division.

Encumbrance
Obligations in the form of purchase orders or contract commitments which are chargeable to an appropriation and for which a part of the appropriation is reserved. Encumbrances are eliminated

when paid or when a liability is recorded. Carry-forward encumbrances are obligations and appropriations which are transferred to the subsequent fiscal year.

Expenditures
The payment against an appropriation for goods received or services rendered.

Fair Market Value
The value of a piece of real estate in the open market. Used to determine the assessed value of property for taxing purposes.

Fees
A charge to cover the cost of services (e.g., building inspection fee, zoning fee, etc.).

Fiscal Year
The twelve-month period beginning July 1st and ending the following June 30th.

Fixed Asset
A tangible item of a long-term character such as land, buildings, furniture, and other equipment with a unit cost in excess of $5,000.

Franchise Tax
A 7% tax paid by franchisees (utilities) for the right to operate exclusively in the City.

FTE
Full Time Equivalent. One or more employee positions totaling one full year of service or approximately 2080 hours a year.

Fund
An independent fiscal and accounting entity with a self-balancing set of accounts recording cash and/or other resources together with all related liabilities, obligations, reserves, and equities which are segregated for the purpose of carrying on specific activities or attaining certain objectives.

Fund Balance
Remaining balance available following the reduction for resources not available for spending or "legal restrictions" (reservation) and intended future use of resources (designation).

GAAP
Generally Accepted Accounting Principles. The standard framework of guidelines for financial accounting. It includes the standards, conventions, and rules accountants follow in recording and summarizing transactions, and in the preparation of financial statements.

Gas *Tax Fund*
This fund is required by State law to account for gas tax revenues received from the State and expended for construction and maintenance of City streets

General Fund
The fund supported by taxes, fees, and other revenues that may be used for any lawful purpose. The general fund accounts for all financial resources except those required to be accounted for in another fund. This fund accounts for the general operating programs of the City.

General Obligation Bond
When the City pledges its full faith and credit to repayment of the bonds it issues, then those bonds are general obligation (G.0.) bonds. Sometimes the term is also used to refer to bonds which are to be repaid from taxes and other general revenues. In California, G.0. bonds issued after 1977 must be authorized by public referenda with two-thirds voter approval.

General Plan
The General Plan is a long-range planning document that provides the City a framework for action and the direction in which to focus that action. General Plan Elements are areas in which the City has elected to administer and manage the delivery of services to its community.

GFOA
Government Finance Officers Association. The GFOA is the professional association of state/provincial and local finance officers in the United States and Canada.

Grant
A contribution of assets (usually cash) by one governmental unit or other organization to another. Typically, these contributions are made to local governments from the State and Federal Governments, and must be used for specified purposes and within a specified time period.

Interfund Transfers
Monies appropriated from one fund to another fund. This is done to reimburse the fund for expenses or to finance the operation of the other fund.

Impact Fees
Fees imposed in connection with approval of a development project for the purpose of defraying all or a portion of the cost of public facilities related to the development project.

Infrastructure
All city-owned facilities supporting the operation of the governmental unit. Infrastructure includes streets, roads, bridges, curbs and gutters, parks, water and sewer lines, storm drains, sewer lift stations, all government buildings and related facilities.

Internal Service Fund
Funds used to account for the financing of goods or services provided by one department or agency to other departments or agencies of the City.

Investments
Securities and real estate purchased and held for the production of income in the form of interest, dividends, rentals or base payments.

Liability
A debt or other legal obligation arising out of transactions in the past which must be liquidated, renewed or refunded at some future date. NOTE: The term does not include encumbrances.

Liquidity
The extent to which one form of an asset can be exchanged into another form with minimal loss of value (e.g. the sale of real property for cash). Liquid assets have some or all of the following features: they can be sold rapidly, with minimal loss of value, any time within market hours.

LSA
Local Successor Agency An entity designated to serve as the successor to the dissolved redevelopment agency The LSA is charged, generally, with carrying out the enforceable obligations of the former redevelopment agency, repaying outstanding debts of the former redevelopment agency, and disposing of the former redevelopment agency's non-housing property and assets.

Mandate (Mandated Services)
A legal requirement, usually imposed by State or Federal law. This term is used to refer to City services, which are provided to comply with State or Federal laws

Maturities
The dates on which the principal or stated values of investments or debt obligations mature and may be reclaimed.

Measure C
A one-half cent sales tax measure passed in Contra Costa County in 1988 for transportation projects. Expired in March 2009, this measure provided for a BART extension, freeway improvements, better bus service, enhanced bicycle facilities and more transportation options for senior citizens and people with disabilities.

Measure J
Passed in November 2004, this measure provided for the continuation of the Measure C one half-cent transportation sales tax for 25 more years beyond the original expiration date of 2009.

Measure Q
A General (not Special) Tax approved by City of San Pablo voters in June 2012. Authorizes a temporary (10-year), tiered increase in the City's sales tax rate, earmarked for public safety, youth services, economic development and other general purposes. Increases the State/County sales tax rate (currently 9.25%) by 1/2-cent for 5 years (9.75%), then reduces by 1/4-cent for the next 5 years (9.5%). The tax sunsets (expires) after 10 years and reverts back to the State/County rate.

Measure S
A General (not Special) Tax approved by City of San Pablo voters in November 2020. Measure S is a "reenactment" (continuation) of Measure Q funding for another 10 years. This Sales Tax reverts back to a 1/2-cent (total of 8.75% for 5 years, then be reduced by 1/4-cent (to a total rate of 8.5%) for the next 5 years.

Mission
A unifying statement of why an organization exists.

Modified Accrual
Recognizes increases and decreases in financial resources only to the extent that they reflect near-term 0inflows and outflows of cash. Amounts are recognized as revenue when earned, only so long as they are collectible within the period or soon enough afterwards-generally 45 days-to be used to pay liabilities of the current period.

MOU
Memorandum of Understanding. The City of San Pablo uses an MOU to define the relationship between the City and its represented employees. The MOU creates a platform for a clear understanding of each party's commitments/purpose.

Municipal Code
A book that contains City Council approved ordinances presently in effect. The Code defines City policies in various categories.

Net Assets
The excess of all City assets over all liabilities, regardless of fund. Generally a fund's cash and receivables, less its liabilities.

Objectives
Identifies the specific, desired results of the activities of a program.

Operating Budget
A programmatic, financial, and organizational plan for furthering the goals of the City Council through departments of the City, which does not include projects funded in the capital improvement budget.

Operating Expenses
Expenses incurred as a result of day-to-day operations.

Operating Fund
Resources derived from recurring revenue sources used to finance ongoing operating expenditures and pay-as-you-go capital expenses.

Ordinance
A formal legislative enactment by the City Council. It has the full force and effect of law within the City boundaries unless it is in conflict with any higher form of law, such as a State statute or constitutional provision. An ordinance has higher legal standing than a resolution. A law set forth by a government authority, specifically, a municipal regulation.

Performance Measures
Specific quantitative measures of work performed within an activity or program (e.g., total miles of streets cleaned), or a specific quantitative measure of results obtained through a program or activity

(e.g., reduced incidence of vandalism due to new street lighting program).

PERS
Public Employees Retirement System. A pension plan administered by the State of California for government agencies, also referred to as "Cal-PERS."

Program
A group of people working together to deliver a discrete service to identifiable users as part of an operational service.

Property Taxes - secured
Taxes on real and personal property located upon that property of the same owner.

Property Taxes - unsecured
Taxes on property for which the value of the lien is not sufficient to assure payment of the tax.

Proposed Budget
The working document for the fiscal year under discussion.

Proposition 111
State measure (1990) increasing gasoline and diesel fuel tax rates by 9 cents per gallon over a five-year period. Since 1994 this tax has been assessed at 18 cents per gallon.

Purchase Order
Authorizes the delivery of specific goods or services, and incurrence of debt for them.

Purpose/Goal
This element explains the need for the activity and the reason for its existence.

Re-appropriation
A governing body action that transfers spending authority from a completed fiscal year to the subsequent spending plan.

Redevelopment Agency (RDA)
A financial and operation tool dedicated to remove blight and breathe new life into deteriorated areas of the city. The RDA is responsible for many of the improvements to the city's infrastructure (street and sewer improvements), renewal of the downtown area, construction of community facilities, affordable housing, and economic development. California State Governor Jerry Brown dissolved all RDA's statewide in 2011 and required their dismantling through Local Successor Agencies.

Reserves
An account used to indicate that a portion of fund equity that is legally restricted for a specific purpose.

Resolution
A special order of the City Council that requires less legal formality than an ordinance in terms of

public notice and the number of public readings prior to approval.

Resources
Total dollars available for appropriations including estimated revenues, fund transfers, and beginning fund balances.

Restricted Use Funds
Funds having external restrictions imposed by creditors, grantors, contributors, laws, regulations, or enabling legislation which requires the resources to be used only for a specific purpose. Includes encumbrances and non-spendable amounts subject to restrictions.

Revenues
Total dollars received from taxes, fees, permits, licenses, interest, and intergovernmental sources including grants within the fiscal year.

Revenue Bonds
Bonds which pledge one specific revenue source to repayment. In addition to a pledge of revenues, such bonds some-times may be secured by a lien against property

Revenue Estimate
A formal estimate of how much revenue will be earned from a specific revenue source for some future period; typically, a future fiscal year.

ROPS
Recognized Obligation Payment Schedule. The schedule used by successor agencies to report enforceable obligations to the State.

Salary Savings
That percentage or dollar amount of salaries which can be expected to be unspent during the fiscal year due to vacancies and employees receiving less than the top-step pay of the classification.

SALES TAX
The City receives one percent of the 8.75% of taxes assessed on retail sales or leases of tangible personal property in the City

Service level
Indicates a project's effect on existing levels of service provision or identifies a new service to be provided to the public.

Special revenue fund
Separate fund used to account for the proceeds of special revenue sources that are restricted by law (or administrative action) to expenditures for specific purposes.

Strategic goals/objectives
Representing elements or sub-elements of a strategic plan, the City's planned response to address service delivery needs and priorities.

Structural deficit
The amount by which a government's spending is more than it receives in taxes in a particular period, whether the economy is performing well or not. Structural deficit issues can only be addressed by explicit and direct government policies, such as reducing service levels, cutting spending, increasing the tax base, and/or increasing tax rates. This problem can be characterized as more "chronic" or long-term in nature.

TOT
Transient Occupancy Tax. Also known was "hotel tax" on persons staying in a hotel, inn, motel, tourist home, or other lodging facility San Pablo's TOT is currently 12%.

Transfers
The movement of funds from one budgeted line-item account to another.

UI
Unemployment Insurance.

Unassigned fund balance
Represents residual amounts that have not been restricted, committed, or assigned.

Unit cost
Cost of producing one unit of product or service, usually based on averages. Unit costs may be stated in terms of gallons, feet, tons, individual units, etc.

Unrestricted funds
The portion of Net Assets which is not designated for a specific purpose.

User charges
The payment of a fee for direct receipt of a public service by the party benefiting from the service.

UUT
Utility Users Tax. A 7% general tax on cable television, telephone, electricity, natural gas and water service.

Year-end
Refers to the end of the fiscal year, meaning "as of June 30th."

Yield
The rate earned on an investment based on the price paid.